









# Sector leading performance across various ESG ratings providers

Agency	Rating	Score		Industry perspective <sup>8</sup>	
		Current	Previous		
 SUSTAINALYTICS	1.2	Risk score	▲ 17	21	1 / 432 in Pharmaceutical subindustry group <sup>9</sup>
		Controversy level	▶ 3	3	
 ISS ESG	3.4	ESG score	▲ B	B-	1 / 433
 FTSE4Good	1	ESG score	▼ 4	4.7	n/a
 access to medicine index	5	Score	▲ 4.18	3.2	2 / 20
 CDP <small>DRIVING SUSTAINABLE ECONOMIES</small>	3	Climate score	▶ A-	A-	Leadership: A and A- <sup>10</sup>
		Water score	▶ A	A	Leadership: A and A- <sup>10</sup>
 REFINITIV		D&I Index score	▼ 73.25	77.8	#2 in Pharmaceuticals #32 across industries
		ESG score	▲ 85	85	11 / 300 in Pharmaceuticals
 MSCI	1.2	ESG score	▶ A	A	Best rated peer: AAA (3 PharmaCos), AA (6 PharmaCos)
		MSCI Global Compact	▶ Watchlist	Watchlist	
		Controversy <sup>7</sup>	▶ Watchlist	Watchlist	
 S&P Global	3.6	ESG score	▲ 73	70	8 / 83 in Pharmaceuticals (91 <sup>st</sup> percentile)

Top tier sector  
leading performance

Improved overall  
performance in 2021

Sustainalytics  
ISS ESG  
ATMI  
S&P Global

1. 2021/ 2020 scores. 2. Updated April 2021. 3. 2020/ 2019 scores. 4. Published every 2nd year. Updated September 25, 2020. 5. Published every 2nd year. Result shown shows 2020/2018 scores. 6. 2020 Score, Novartis has been a member of the DJSI World and DJSI Europe since 2002. 7. 0-10 scale, 0 being most severe controversy. 8. Leadership as defined by rating agencies. 9. Traditional Pharma, excl. Biotech. 10. Companies across industries in A list: 277 for Climate and 106 for Water.