

General information about company

Scrip code	500672
NSE Symbol	
MSEI Symbol	
ISIN	INE234A01025
Name of the company	Novartis India Limited
Whether company is SME	No
Class of Security	Equity Shares
Type of report	Quarterly
Quarter Ended / Half year ended/Date of Report (For Prelisting / Allotment)	31-12-2022
Date of allotment / extinguishment (in case Capital Restructuring selected) / Listing Date	
Shareholding pattern filed under	Regulation 31 (1) (b)
Whether the listed entity is Public Sector Undertaking (PSU)?	No

Declaration

Sr. No.	Particular	Yes/No	Promoter and Promoter Group	Public shareholder	Non Promoter- Non Public
1	Whether the Listed Entity has issued any partly paid up shares?	No	No	No	No
2	Whether the Listed Entity has issued any Convertible Securities ?	No	No	No	No
3	Whether the Listed Entity has issued any Warrants ?	No	No	No	No
4	Whether the Listed Entity has any shares against which depository receipts are issued?	No	No	No	No
5	Whether the Listed Entity has any shares in locked-in?	No	No	No	No
6	Whether any shares held by promoters are pledge or otherwise encumbered?	No	No		
7	Whether company has equity shares with differential voting rights?	No	No	No	No
8	Whether the listed entity has any significant beneficial owner?	No			

Table VI - Statement showing foreign ownership limits

Particular	Approved limits (%)	Limits utilized (%)
As on shareholding date	74	71.11
As on the end of previous 1st quarter	74	71.08
As on the end of previous 2nd quarter	74	71.12
As on the end of previous 3rd quarter	74	71.05
As on the end of previous 4th quarter	74	71.08

Table I - Summary Statement holding of specified securities

Category (I)	Category of shareholder (II)	Nos. Of shareholders (III)	No. of fully paid up equity shares held (IV)	No. Of Partly paid-up equity shares held (V)	No. Of shares underlying Depository Receipts (VI)	Total nos. shares held (VII) = (IV)+ (V)+ (VI)	Shareholding as a % of total no. of shares (calculated as per SCRR, 1957) (VIII) As a % of (A+B+C2)	Number of Voting Rights held in each class of securities (IX)			
								No of Voting (XIV) Rights			Total as a % of (A+B+C)
								Class eg: X	Class eg:y	Total	
(A)	Promoter & Promoter Group	1	17450680			17450680	70.68	17450680		17450680	70.68
(B)	Public	42621	7240117			7240117	29.32	7240117		7240117	29.32
(C)	Non Promoter-Non Public										
(C1)	Shares underlying DRs										
(C2)	Shares held by Employee Trusts										
	Total	42622	24690797			24690797	100	24690797		24690797	100

Table I - Summary Statement holding of specified securities

Category (I)	Category of shareholder (II)	No. Of Shares Underlying Outstanding convertible securities (X)	No. of Shares Underlying Outstanding Warrants (Xi)	No. Of Shares Underlying Outstanding convertible securities and No. Of Warrants (Xi) (a)	Shareholding , as a % assuming full conversion of convertible securities (as a percentage of diluted share capital) (XI)= (VII)+(X) As a % of (A+B+C2)	Number of Locked in shares (XII)		Number of Shares pledged or otherwise encumbered (XIII)		Number of equity shares held in dematerialized form (XIV)	Sub-categorization of shares		
						No. (a)	As a % of total Shares held (b)	No. (a)	As a % of total Shares held (b)		Sub-category (i)	Sub-category (ii)	Sub-category (iii)
(A)	Promoter & Promoter Group				70.68					17450680			
(B)	Public				29.32					6910967	0	0	0
(C)	Non Promoter-Non Public												
(C1)	Shares underlying DRs												
(C2)	Shares held by Employee Trusts												
	Total				100					24361647	0	0	0

Table II - Statement showing shareholding pattern of the Promoter and Promoter Group


Sr.	Category & Name of the Shareholders (I)	Nos. Of shareholders (III)	No. of fully paid up equity shares held (IV)	No. Of Partly paid-up equity shares held (V)	No. Of shares underlying Depository Receipts (VI)	Total nos. shares held (VII) = (IV)+(V)+(VI)	Shareholding as a % of total no. of shares (calculated as per SCRR, 1957) (VIII) As a % of (A+B+C2)	Number of Voting Rights held in each class of securities (IX)			
								No of Voting (XIV) Rights			Total as a % of Total Voting rights
								Class eg: X	Class eg:y	Total	
A	Table II - Statement showing shareholding pattern of the Promoter and Promoter Group										
(1)	Indian										
(2)	Foreign										
(e)	Any Other (specify)	1	17450680			17450680	70.68	17450680		17450680	70.68
Sub-Total (A)(2)		1	17450680			17450680	70.68	17450680		17450680	70.68
Total Shareholding of Promoter and Promoter Group (A)=(A)(1)+(A)(2)		1	17450680			17450680	70.68	17450680		17450680	70.68
B	Table III - Statement showing shareholding pattern of the Public shareholder										
(1)	Institutions (Domestic)										
(a)	Mutual Funds	6	829			829	0	829		829	0
(d)	Banks	15	2676			2676	0.01	2676		2676	0.01
(e)	Insurance Companies	1	188833			188833	0.76	188833		188833	0.76
(i)	NBFCs registered with RBI	1	2250			2250	0.01	2250		2250	0.01
Sub-Total (B)(1)		23	194588			194588	0.79	194588		194588	0.79
(2)	Institutions (Foreign)										
(d)	Foreign Portfolio Investors Category I	14	41262			41262	0.17	41262		41262	0.17
(g)	Any Other (specify)	2	98			98	0	98		98	0
Sub-Total (B)(2)		16	41360			41360	0.17	41360		41360	0.17
(3)	Central Government / State Government(s)										
(4)	Non-institutions										
(f)	Investor Education and Protection Fund (IEPF)	1	143767			143767	0.58	143767		143767	0.58
(g)	Resident Individuals holding nominal share capital up to Rs. 2 lakhs	40450	5264659			5264659	21.32	5264659		5264659	21.32
(h)	Resident Individuals holding nominal share capital in excess of Rs. 2 lakhs	4	417103			417103	1.69	417103		417103	1.69

(i)	Non Resident Indians (NRIs)	678	239233			239233	0.97	239233		239233	0.97
(j)	Foreign Nationals	1	54			54	0	54		54	0
(l)	Bodies Corporate	255	554061			554061	2.24	554061		554061	2.24
(m)	Any Other (specify)	1193	385292			385292	1.56	385292		385292	1.56
Sub-Total (B)(4)		42582	7004169			7004169	28.37	7004169		7004169	28.37
Total Public Shareholding (B)= (B)(1)+(B)(2)+(B)(3)+(B)(4)		42621	7240117			7240117	29.32	7240117		7240117	29.32
C	Table IV - Statement showing shareholding pattern of the Non Promoter- Non Public shareholder										
Total (A+B+C2)		42622	24690797			24690797	100	24690797		24690797	100
Total (A+B+C)		42622	24690797			24690797	100	24690797		24690797	100

Table II - Statement showing shareholding pattern of the Promoter and Promoter Group

Sr.	No. Of Shares Underlying Outstanding convertible securities (X)	No. of Shares Underlying Outstanding Warrants (Xi)	No. Of Shares Underlying Outstanding convertible securities and No. Of Warrants (Xi) (a)	Shareholding , as a % assuming full conversion of convertible securities (as a percentage of diluted share capital) (XI)= (VII)+(X) As a % of (A+B+C2)	Number of Locked in shares (XII)		Number of Shares pledged or otherwise encumbered (XIII)		Number of equity shares held in dematerialized form (XIV)	Sub-categorization of shares		
					No. (a)	As a % of total Shares held (b)	No. (a)	As a % of total Shares held (b)		Sub-category (i)	Sub-category (ii)	Sub-category (iii)
A	Table II - Statement showing shareholding pattern of the Promoter and Promoter Group											
(1)	Indian											
(2)	Foreign											
(e)				70.68					17450680			
Sub-Total (A) (2)				70.68					17450680			
Total Shareholding of Promoter and Promoter Group (A)= (A)(1)+(A)(2)				70.68					17450680			
B	Table III - Statement showing shareholding pattern of the Public shareholder											
(1)	Institutions (Domestic)											
(a)				0					269	0	0	0
(d)				0.01					1957	0	0	0
(e)				0.76					188833	0	0	0
(i)				0.01					2250	0	0	0
Sub-Total (B) (1)				0.79					193309	0	0	0
(2)	Institutions (Foreign)											
(d)				0.17					41262	0	0	0
(g)				0					98	0	0	0
Sub-Total (B) (2)				0.17					41360	0	0	0
(3)	Central Government / State Government(s)											
(4)	Non-institutions											
(f)				0.58					143767	0	0	0
(g)				21.32					4939491	0	0	0
(h)				1.69					417103	0	0	0
(i)				0.97					236580	0	0	0
(j)				0					54	0	0	0
(l)				2.24					554021	0	0	0
(m)				1.56					385282	0	0	0
Sub-Total (B) (4)				28.37					6676298	0	0	0


Total Public Shareholding (B)=(B)(1)+(B)(2)+(B)(3)+(B)(4)				29.32					6910967	0	0	0
C	Table IV - Statement showing shareholding pattern of the Non Promoter- Non Public shareholder											
Total (A+B+C2)				100					24361647			
Total (A+B+C)				100					24361647			



Any Other (specify)

Serial No.	1	
Category	Bodies Corporate	
Name of the Shareholders (I)	Novartis AG	Click here to go back
PAN (II)	AAACN4932F	Total
No. of the Shareholders (I)	1	1
No. of fully paid up equity shares held (IV)	17450680	17450680
No. Of Partly paid-up equity shares held (V)		
No. Of shares underlying Depository Receipts (VI)		
Total nos. shares held (VII) = (IV)+ (V)+ (VI)	17450680	17450680
Shareholding as a % of total no. of shares (calculated as per SCRR, 1957) (VIII) As a % of (A+B+C2)	70.68	70.68
Number of Voting Rights held in each class of securities (IX)		
Class eg: X	17450680	17450680
Class eg:y		
Total	17450680	17450680
Total as a % of Total Voting rights	70.68	70.68
No. Of Shares Underlying Outstanding convertible securities (X)		
No. of Shares Underlying Outstanding Warrants (Xi)		
No. Of Shares Underlying Outstanding convertible securities and No. Of Warrants (Xi) (a)		
Shareholding , as a % assuming full conversion of convertible securities (as a percentage of diluted share	70.68	70.68


capital) (XI)= (VII)+(X) As a % of (A+B+C2)		
Number of Locked in shares (XII)		
No. (a)		
As a % of total Shares held (b)		0
Number of Shares pledged or otherwise encumbered (XIII)		
No. (a)		
As a % of total Shares held (b)		0
Number of equity shares held in dematerialized form (XIV)	17450680	17450680
Reason for not providing PAN		
Reason for not providing PAN		
Shareholder type	Promoter	



Bodies Corporate

Serial No.	1	
Name of the Shareholders (I)	Atul Limited	Click here to go back
PAN (II)	AABCA2390M	Total
No. of fully paid up equity shares held (IV)	374627	374627
No. Of Partly paid-up equity shares held (V)		
No. Of shares underlying Depository Receipts (VI)		
Total nos. shares held (VII) = (IV)+ (V)+ (VI)	374627	374627
Shareholding as a % of total no. of shares (calculated as per SCRR, 1957) (VIII) As a % of (A+B+C2)	1.52	1.52
Number of Voting Rights held in each class of securities (IX)		
Class eg: X	374627	374627
Class eg:y		
Total	374627	374627
Total as a % of Total Voting rights	1.52	1.52
No. Of Shares Underlying Outstanding convertible securities (X)		
No. of Shares Underlying Outstanding Warrants (Xi)		
No. Of Shares Underlying Outstanding convertible securities and No. Of Warrants (Xi) (a)		
Shareholding , as a % assuming full conversion of convertible securities (as a percentage of diluted share capital) (XI)= (VII)+(X) As a % of (A+B+C2)	1.52	1.52
Number of Locked in shares (XII)		


No. (a)		
As a % of total Shares held (b)		
Number of equity shares held in dematerialized form (XIV)	374627	374627
Reason for not providing PAN		
Reason for not providing PAN		
Sub-categorization of shares		
Shareholding (No. of shares) under		
Sub-category (i)	0	0
Sub-category (ii)	0	0
Sub-category (iii)	0	0



Any Other (specify)

Serial No.	1	
Category	Other	
Category / More than 1 percentage	Category	Click here to go back
Name of the Shareholders (I)	Foreign Institutional Investors	
PAN (II)		Total
No. of the Shareholders (I)	2	2
No. of fully paid up equity shares held (IV)	98	98
No. Of Partly paid-up equity shares held (V)		
No. Of shares underlying Depository Receipts (VI)		
Total nos. shares held (VII) = (IV)+ (V)+ (VI)	98	98
Shareholding as a % of total no. of shares (calculated as per SCRR, 1957) (VIII) As a % of (A+B+C2)	0	0
Number of Voting Rights held in each class of securities (IX)		
Class eg: X	98	98
Class eg:y		
Total	98	98
Total as a % of Total Voting rights	0	0
No. Of Shares Underlying Outstanding convertible securities (X)		
No. of Shares Underlying Outstanding Warrants (Xi)		
No. Of Shares Underlying Outstanding convertible securities and Warrants (X)		
Shareholding , as a % assuming full conversion of convertible securities (as a percentage of	0	0

diluted share capital) (XI)= (VII)+(X) As a % of (A+B+C2)		
Number of Locked in shares (XII)		
No. (a)		
As a % of total Shares held (b)		
Number of equity shares held in dematerialized form (XIV)	98	98
Reason for not providing PAN		
Reason for not providing PAN		
Sub-categorization of shares		
Shareholding (No. of shares) under		
Sub-category (i)	0	0
Sub-category (ii)	0	0
Sub-category (iii)	0	0



Any Other (specify)

Serial No.	1	2	3	4	
Category	Trusts	Bodies Corporate	HUF	Clearing Members	
Category / More than 1 percentage	Category	Category	Category	Category	
Name of the Shareholders (I)					Click here to go back
PAN (II)					Total
No. of the Shareholders (I)	3	16	1158	16	1193
No. of fully paid up equity shares held (IV)	1350	85366	297100	1476	385292
No. Of Partly paid-up equity shares held (V)					
No. Of shares underlying Depository Receipts (VI)					
Total nos. shares held (VII) = (IV)+ (V)+ (VI)	1350	85366	297100	1476	385292
Shareholding as a % of total no. of shares (calculated as per SCRR, 1957) (VIII) As a % of (A+B+C2)	0.01	0.35	1.2	0.01	1.57
Number of Voting Rights held in each class of securities (IX)					
Class eg: X	1350	85366	297100	1476	385292
Class eg:y					
Total	1350	85366	297100	1476	385292
Total as a % of Total Voting rights	0.01	0.35	1.2	0.01	1.57
No. Of Shares Underlying Outstanding convertible securities (X)					
No. of Shares Underlying Outstanding Warrants (Xi)					
No. Of Shares Underlying Outstanding convertible securities and No. Of Warrants (Xi) (a)					
Shareholding , as a % assuming full conversion of convertible securities (as a					

percentage of diluted share capital) (XI)= (VII)+(X) As a % of (A+B+C2)	0.01	0.35	1.2	0.01	1.57
Number of Locked in shares (XII)					
No. (a)					
As a % of total Shares held (b)					
Number of equity shares held in dematerialized form (XIV)	1350	85366	297090	1476	385282
Reason for not providing PAN					
Reason for not providing PAN					
Sub-categorization of shares					
Shareholding (No. of shares) under					
Sub-category (i)	0	0	0	0	0
Sub-category (ii)	0	0	0	0	0
Sub-category (iii)	0	0	0	0	0

