








Sector leading performance across various ESG ratings providers

| Agency | Rating | Score | | Industry perspective ⁸ |
|---|--------------------------|-------------|-----------|--|
| | | Current | Previous | |
|  ^{1,2} | Risk score | ▲ 17 | 21 | 1 / 432 in Pharmaceutical subindustry group ⁹ |
| | Controversy level | ▶ 3 | 3 | |
|  ^{3,4} | ESG score | ▲ B | B- | 1 / 433 |
|  ¹ | ESG score | ▼ 4 | 4.7 | n/a |
|  ⁵ | Score | ▲ 4.18 | 3.2 | 2 / 20 |
|  ³ | Climate score | ▶ A- | A- | Leadership: A and A- ¹⁰ |
| | Water score | ▶ A | A | Leadership: A and A- ¹⁰ |
|  ^{1,2} | ESG score | ▶ A | A | Best rated peer: AAA (3 PharmaCos), AA (6 PharmaCos) |
| | MSCI Global Compact | ▶ Watchlist | Watchlist | |
| | Controversy ⁷ | ▶ Watchlist | Watchlist | |
|  ^{1,6} | ESG score | ▲ 82 | 73 | 5 / 91 in Pharmaceuticals (97 th percentile) |

1. 2021/ 2020 scores. 2. Updated April 2021. 3. 2020/ 2019 scores. 4. Published every 2nd year. Updated September 25, 2020. 5. Published every 2nd year. Result shown shows 2020/2018 scores. 6. Updated Nov 15, 2021. Novartis has been a DJSI World member since 2002. 7. 0-10 scale, 0 being most severe controversy. 8. Leadership as defined by rating agencies. 9. Traditional Pharma, excl. Biotech. 10. Companies across industries in A list: 277 for Climate and 106 for Water.