

1 Tradenames

TAFINLAR® 50 mg and 75 mg hard capsules.

TAFINLAR® 10 mg dispersible tablets

2 Description and composition

Pharmaceutical forms

Hard Capsule

50 mg hard capsules

Opaque, size 2 capsules composed of a dark red body and dark red cap containing a white to slightly coloured solid. Capsule shells imprinted with GS TEW and 50 mg.

75 mg hard capsules

Opaque, size 1 capsules composed of a dark pink body and dark pink cap containing a white to slightly coloured solid. Capsule shells imprinted with GS LHF and 75 mg.

Dispersible Tablets

10 mg dispersible tablets

White to slightly-yellow, round biconvex 6 mm tablet debossed with “D” on one side and “NVR” on the other.

Active substance

Hard Capsules

50 mg hard capsules

Each hard capsule contains dabrafenib mesilate equivalent to 50 mg of dabrafenib.

75 mg hard capsules

Each hard capsule contains dabrafenib mesilate equivalent to 75 mg of dabrafenib.

Dispersible Tablets

10 mg dispersible tablets

Each dispersible tablet contains dabrafenib mesilate equivalent to 10 mg of dabrafenib.

Excipients

Hard capsule:

Microcrystalline cellulose (cellulose, microcrystalline), magnesium stearate (vegetable source), colloidal silicon dioxide (silica, colloidal anhydrous).

Shell composition: red iron oxide, titanium dioxide, hypromellose.

Monogramming: black iron oxide, shellac, n-butyl alcohol, isopropyl alcohol, propylene glycol, ammonium hydroxide.

Dispersible tablets:

Mannitol, microcrystalline cellulose (cellulose, microcrystalline), crospovidone, hypromellose (hydroxypropyl methyl cellulose), acesulfame potassium, magnesium stearate, artificial berry flavor, colloidal silicon dioxide (silica, colloidal anhydrous).

3 Indications

Unresectable or metastatic melanoma

Dabrafenib as monotherapy or in combination with trametinib is indicated for the treatment of patients with unresectable or metastatic melanoma with a BRAF V600 mutation (*see Section 12 Clinical Studies*).

Adjuvant treatment of melanoma

Dabrafenib in combination with trametinib is indicated for the adjuvant treatment of patients with melanoma with BRAF V600 mutation, and involvement of lymph node(s), following complete resection.

Advanced non-small cell lung cancer

Dabrafenib in combination with trametinib is indicated for the treatment of patients with advanced non-small cell lung cancer (NSCLC) with a BRAF V600 mutation (*see Section 12 Clinical Studies*).

Locally advanced or metastatic anaplastic thyroid cancer

Dabrafenib in combination with trametinib is indicated for the treatment of patients with locally advanced or metastatic anaplastic thyroid cancer (ATC) with a BRAF V600 mutation and with no satisfactory locoregional treatment options (*see section 12 Clinical studies*).

Low-grade glioma

Dabrafenib in combination with trametinib is indicated for the treatment of pediatric patients 1 year of age and older with low-grade glioma (LGG) with a BRAF V600E mutation who require systemic therapy (*see section 12 Clinical studies*).

High-grade glioma

Dabrafenib in combination with trametinib is indicated for the treatment of pediatric patients 1 year of age and older with high-grade glioma (HGG) with a BRAF V600E mutation who have

progressed following prior treatment and have no satisfactory alternative treatment options (see section 12 Clinical studies)

4 Dosage regimen and administration

Treatment with Tafinlar should be initiated by a physician experienced in the use of anticancer therapies.

Tafinlar is available in two dosage forms, hard capsules and dispersible tablets

The efficacy and safety of Tafinlar have not been established in patients with wild-type BRAF solid tumors (*see section 12 Clinical Studies*).

Confirmation of BRAF V600 mutation using an approved/validated test is required for selection of patients appropriate for treatment with Tafinlar as monotherapy and in combination with Mekinist (*see section 12 Clinical Studies*).

When Tafinlar is used in combination with Mekinist, please also refer to the full Mekinist prescribing information.

Note: dabrafenib capsules and dispersible tablets are not fully bioequivalent/interchangeable; caution is advised when consideration is given to changing formulations due to any difficulty in swallowing solid forms.

Dosage regimen

General target population

Hard Capsules

Adult patients

The recommended dosage for Tafinlar capsules in adult patients (either as monotherapy or in combination with Mekinist) is 150 mg given orally twice daily (corresponding to a total daily dose of 300 mg), independent of body weight.

Recommended dose level reductions for Tafinlar capsules in adult patients are provided in Table 4-1.

Table 4-1 Recommended dosage level reductions for Tafinlar capsules in adult patients

Starting dose	150 mg orally twice daily
First dose reduction	100 mg orally twice daily
Second dose reduction	75 mg orally twice daily
Third reduction	50 mg orally twice daily
<i>Permanently discontinue if unable to tolerate Tafinlar 50 mg capsule orally twice daily</i>	

Pediatric patients

The recommended dosage for Tafenlar capsules in pediatric patients who weigh at least 26 kg, is based on body weight (Table 4-2). A recommended dose of Tafenlar capsules for patients who weigh less than 26 kg has not been established.

Table 4-2 Recommended weight-based dosing for Tafenlar capsules in pediatric patients

Body weight	Recommended starting dosage
26 to 37 kg	75 mg orally twice daily
38 to 50 kg	100 mg orally twice daily
51 kg or greater	150 mg orally twice daily

Recommended dose level reductions for Tafenlar capsules in pediatric patients are provided in Table 4-3.

Table 4-3 Recommended dose reductions for Tafenlar capsules in pediatric patients

Dose level reduction	Recommended starting dosage		
	75 mg orally twice daily	100 mg orally twice daily	150 mg orally twice daily
First dose reduction	50 mg orally twice daily	75 mg orally twice daily	100 mg orally twice daily
Second dose reduction	-	50 mg orally twice daily	75 mg orally twice daily
Third dose reduction	-	-	50 mg orally twice daily

Permanently discontinue if unable to tolerate maximum of three dose reductions or a Tafenlar 50 mg capsule orally twice daily

Dispersible Tablets

The recommended dosage and dose level reductions for Tafenlar dispersible tablets are based on body weight (Table 4-4).

Table 4-4 Recommended weight-based dosing and dose level reductions for Tafenlar dispersible tablets

Body weight (kg)	Recommended Starting Dosage		Dose Level Reductions		
	Daily Dose	# of 10 mg tablets twice daily	First Reduction	Second Reduction	Third Reduction
			# of 10 mg tablets twice daily		
8 to 9 kg	20 mg twice daily	2	1	-	-
10 to 13 kg	30 mg twice daily	3	2	1	-

14 to 17 kg	40 mg twice daily	4	3	2	1
18 to 21 kg	50 mg twice daily	5	3	2	1
22 to 25 kg	60 mg twice daily	6	4	3	2
26 to 29 kg	70 mg twice daily	7	5	4	2
30 to 33 kg	80 mg twice daily	8	5	4	3
34 to 37 kg	90 mg twice daily	9	6	5	3
38 to 41 kg	100 mg twice daily	10	7	5	3
42 to 45 kg	110 mg twice daily	11	7	6	4
46 to 50 kg	130 mg twice daily	13	9	7	4
≥51 kg	150 mg twice daily	15	10	8	5

Permanently discontinue if unable to tolerate 10 mg twice daily or a maximum of 3 dose reductions.

Duration of treatment

The recommended duration of treatment for patients with unresectable or metastatic melanoma or solid tumors, metastatic NSCLC, or locally advanced or metastatic anaplastic thyroid cancer is until disease progression or unacceptable toxicity.

In the adjuvant melanoma setting, the treatment duration is limited to a maximum of 1 year.

The recommended duration of treatment for pediatric patients with LGG is until loss of clinical benefit or until unacceptable toxicity. There are limited data in patients older than 18 years of age with LGG who require first systemic therapy. Therefore, continued treatment into adulthood should be based on benefits and risks to the individual patient as assessed by the physician.

Missed dose

If a dose of Tafenlar is missed, it should not be taken if it is less than 6 hours until the next scheduled dose.

Dose adjustments

Tafenlar as monotherapy and in combination with Mekinist

The management of adverse events/adverse drug reactions may require treatment interruption, dose reduction, or treatment discontinuation.

Dose modifications or interruptions are not recommended for adverse reactions of cutaneous squamous cell carcinoma (cuSCC) or new primary melanoma (*see section 6 Warnings and Precautions*).

For pyrexia management guidance see section below.

The recommended dose modification schedule is provided in Table 4-5. When an individual's adverse reactions are under effective management, dose re-escalation following the same dosing steps as de-escalation may be considered. The Tafenlar dose should not exceed 150 mg twice daily.

Table 4-5 Tafinlar dose modification schedule (excluding pyrexia)

Grade (CTC-AE)*	Dose Modifications
Grade 1 or Grade 2 (Tolerable)	Continue treatment and monitor as clinically indicated.
Grade 2 (Intolerable) or Grade 3	Interrupt therapy until toxicity is Grade 0 to 1 and reduce by one dose level (see Table 4-3, Table 4-4) when resuming therapy.
Grade 4	Discontinue permanently, or interrupt therapy until Grade 0 to 1 and reduce by one dose level when resuming therapy.

* The intensity of clinical adverse events graded by the Common Terminology Criteria for Adverse Events v4.0 (CTC-AE).

Pyrexia management: Therapy should be interrupted (Tafinlar when used as monotherapy, and both Tafinlar and Mekinist when used in combination) if a patient's temperature is $\geq 38^{\circ}\text{C}$ (100.4°F). In case of recurrence, therapy can also be interrupted at the first symptom of pyrexia. Treatment with anti-pyretics such as ibuprofen or acetaminophen/paracetamol should be initiated. Patients should be evaluated for signs and symptoms of infection (*see section 6 Warnings and Precautions*).

Tafinlar, or both Tafinlar and Mekinist when used in combination, should be restarted if patient is symptom free for at least 24 hours either (1) at the same dose level or (2) reduced by one dose level, if pyrexia is recurrent and/or was accompanied by other severe symptoms including dehydration, hypotension, or renal failure. The use of oral corticosteroids should be considered in those instances in which anti-pyretics are insufficient.

If treatment-related toxicities occur when Tafinlar is used in combination with Mekinist then both treatments should be simultaneously dose reduced, interrupted, or discontinued with the exceptions of uveitis shown below.

Exceptions where dose modifications are necessary for Tafinlar only:

Uveitis management: No dose modifications are required as long as effective local therapies can control ocular inflammation. If uveitis does not respond to local ocular therapy, withhold Tafinlar until resolution of ocular inflammation and then restart Tafinlar reduced by one dose level. No dose modification of trametinib is required when taken in combination with Tafinlar.

Special Populations

Renal impairment

No dose adjustment is required in patients with mild or moderate renal impairment. Based on the population pharmacokinetic analysis, mild and moderate renal impairment had no significant effect on the oral clearance of Tafinlar or on the concentrations of its metabolites (*see section 11 Clinical Pharmacology, Pharmacokinetics*). There are no clinical data in patients with severe renal impairment and the potential need for dose adjustment cannot be determined. Tafinlar should be used with caution in patients with severe renal impairment.

Hepatic impairment

No dose adjustment is required for patients with mild hepatic impairment. Based on the population pharmacokinetic analysis, mild hepatic impairment had no significant effect on the oral clearance of Tafenlar or on the concentrations of its metabolites (*see section 11 Clinical Pharmacology, Pharmacokinetics*). There are no clinical data in patients with moderate to severe hepatic impairment and the potential need for dose adjustment cannot be determined. Hepatic metabolism and biliary secretion are the primary routes of elimination of Tafenlar and its metabolites and patients with moderate to severe hepatic impairment may have increased exposure. Tafenlar should be used with caution in patients with moderate or severe hepatic impairment.

Pediatric patients

The safety and efficacy of Tafenlar in combination with trametinib in pediatric patients with low-grade glioma younger than 1 year old and/or < 8kg have not been established. Tafenlar is not recommended in this age group.

TAFINLAR is not indicated for pediatric patients (<18 years old) with melanoma, NSCLC or anaplastic thyroid cancer.

Geriatric patients (65 years of age or above)

No dosage adjustment is required in patients over 65 years of age (*see section Clinical 11 Pharmacology, Pharmacokinetics*).

Method of administration

Tafenlar should be taken at similar times every day, leaving an interval of approximately 12 hours between doses.

If a patient vomits after taking Tafenlar, the patient should not retake the dose and should take the next scheduled dose.

When Tafenlar and Mekinist are taken in combination, the once-daily dose of Mekinist should be taken at the same time each day with either the morning dose or the evening dose of Tafenlar.

Hard Capsules

The capsules should be taken without food, at least one hour before or two hours after a meal (*see section 11 Clinical pharmacology*). The capsules should be swallowed whole with a glass of water. The capsules must not be chewed or crushed.

Dispersible Tablets

The suspension should be taken without food, at least one hour before or two hours after a meal (*see section 11 Clinical pharmacology*). Breast-feeding and/or baby formula may be given on demand if a patient is unable to tolerate the fasting conditions. Tafenlar dispersible tablets are to be taken as a suspension only and should not be swallowed whole, chewed, or crushed.

The suspension is prepared in a provided dosing cup. The suspension can be administered using three different methods: via drinking the suspension from dosing cup, or swallowing the suspension received from oral syringe filled with the suspension withdrawn from the dosing cup or receiving the suspension via feeding tube.

Care should be taken to ensure the entire dose is administered. It may take 3 minutes (or more) to fully suspend the tablets. Once they are dispersed, the suspension should be cloudy white.

Administer the suspension no later than 30 minutes after the tablets have been dispersed. If more than 30 minutes have passed, dispose of the suspension in line with local regulations and restart from the beginning.

A complete and illustrated set of instructions for the dispersible tablets is in section 14 Pharmaceutical information.

5 Contraindications

Hypersensitivity to the active substance or to any of the excipients listed.

6 Warnings and Precautions

When dabrafenib is used together with trametinib, the Package Insert of trametinib must be consulted prior to initiation of treatment. For additional information on warnings and precautions associated with trametinib treatment, please refer to the trametinib Package Insert.

BRAF V600 testing

The efficacy and safety of dabrafenib have not been established in patients with wild-type BRAF melanoma, wild-type BRAF NSCLC, or wild-type BRAF ATC therefore dabrafenib should not be used in patients with wild-type BRAF melanoma, wild-type BRAF NSCLC, or wild-type BRAF ATC (see sections *Dosage Regimen and Administration* and *Clinical Studies*).

Dabrafenib in combination with trametinib in patients with melanoma who have progressed on a BRAF inhibitor

There are limited data in patients taking the combination of dabrafenib with trametinib who have progressed on a prior BRAF inhibitor. These data show that the efficacy of the combination will be lower in these patients (see section *Clinical Studies*). Therefore, other treatment options should be considered before treatment with the combination in this prior BRAF inhibitor treated population. The sequencing of treatments following progression on a BRAF inhibitor therapy has not been established.

Dabrafenib in combination with trametinib in patients with brain metastases

The safety and efficacy of the combination of dabrafenib and trametinib have not been evaluated in patients with a BRAF V600 mutation-positive melanoma which has metastasised to the brain.

New malignancies

New malignancies, cutaneous and non-cutaneous, can occur when dabrafenib is used as monotherapy or in combination with trametinib.

Pyrexia

Pyrexia was reported in clinical trials with Tafenlar monotherapy and in combination with trametinib (*see section 7 Adverse Drug Reactions*). In a Phase III clinical trial in patients with unresectable or metastatic melanoma, the incidence and severity of pyrexia were increased when Tafenlar was used in combination with trametinib (57% [119/209], 7% Grade 3) as compared to Tafenlar monotherapy (33% [69/211], 2% Grade 3). In a Phase III trial in the adjuvant treatment of melanoma, the incidence and severity of pyrexia were higher in the Tafenlar in combination with Mekinist arm (67% [292/435]; 6% Grade 3/4) as compared to the placebo arm (15% [66/432]; <1% Grade 3). In a Phase II trial in patients with NSCLC the incidence and severity of pyrexia were increased slightly when Tafenlar was used in combination with trametinib (55% [51/93], 5% Grade 3) as compared to Tafenlar monotherapy (37% [31/84], 2% Grade 3). In a Phase II trial in patients with rare cancers including ATC, the incidence and severity of pyrexia was 35% (35/100), 4% Grade 3 or 4 across all cohorts.

In patients with unresectable or metastatic melanoma who received the combination dose of Tafenlar 150 mg twice daily and trametinib 2 mg once daily and developed pyrexia, approximately half of the first occurrences of pyrexia happened within the first month of therapy. About one-third of the patients receiving combination therapy who experienced pyrexia had three or more events. Pyrexia may be accompanied by severe rigors, dehydration, and hypotension which in some cases can lead to acute renal insufficiency. Serum creatinine and other evidence of renal function should be monitored during and following severe events of pyrexia. Serious non-infectious febrile events have been observed. These events responded well to dose interruption and/or dose reduction and supportive care in clinical trials.

A cross-study comparison in 1,810 patients treated with combination therapy demonstrated a reduction in the incidence of high-grade pyrexia and other pyrexia-related adverse outcomes when both Tafenlar and Mekinist were interrupted, compared to when only Tafenlar was interrupted. Therefore, interruption of both Tafenlar and Mekinist is recommended if patient's temperature is $\geq 38.0^{\circ}\text{C}$ (100.4°F), and in case of recurrence, therapy can also be interrupted at the first symptom of pyrexia (*see sections 4 Dosage regimen and administration and 12 Clinical studies*).

Cutaneous malignancies

Cutaneous Squamous Cell Carcinoma (cuSCC)

Cases of cuSCC (which include those classified as keratoacanthoma or mixed keratoacanthoma subtype) have been reported in patients treated with Tafenlar as monotherapy and in combination with trametinib (*see section 7 Adverse Drug Reactions*). In a Phase III study in patients with unresectable or metastatic melanoma, 10% (22/211) of patients receiving Tafenlar monotherapy developed cuSCC, with a median time to onset of the first occurrence of approximately 8 weeks. In patients who received Tafenlar in combination with trametinib, 3% (6/209) of patients developed cuSCC and events occurred later, with the median time to onset of the first occurrence of 20 to 32 weeks. More than 90 % of patients on Tafenlar who developed cuSCC continued

treatment without dose modification. In a Phase II trial in patients with NSCLC, 18% (15/84) of patients receiving Tafenlar monotherapy developed cuSCC, with a median time to onset of the first occurrence of approximately 11 weeks. In patients who received Tafenlar in combination with trametinib, 2% (2/93) of patients developed cuSCC. In a Phase III trial in the adjuvant treatment of melanoma, 1% (6/435) of patients receiving Tafenlar in combination with Mekinist as compared to 1% (5/432) of patients receiving placebo developed cuSCC. The median time to onset of the first occurrence of cuSCC in the combination arm was approximately 18 weeks.

Skin examination should be performed prior to initiation of Tafenlar and during treatment with Tafenlar, every 2 months throughout therapy. Monitoring should continue every 2 to 3 months for 6 months following discontinuation of Tafenlar or until initiation of another anti-neoplastic therapy.

Cases of cuSCC should be managed by dermatological excision and Tafenlar treatment should be continued without any dose adjustment. Patients should be instructed to immediately inform their physician if new lesions develop.

New primary melanoma

New primary melanomas have been reported in patients treated with Tafenlar. In clinical trials in unresectable or metastatic melanoma these were identified within the first 5 months of therapy and did not require treatment modification other than excision. In the Phase III clinical trial in the adjuvant treatment of melanoma, new primary melanomas occurred in <1% (1/435) of patients receiving the combination of Tafenlar and Mekinist as opposed to 1% (6/432) of patients receiving placebo. Monitoring for skin lesions should occur as described for cuSCC.

Non-cutaneous malignancies

In vitro experiments have demonstrated paradoxical activation of MAP-kinase signaling in BRAF wild type cells with RAS mutations when exposed to BRAF inhibitors, which may lead to increased risk of non-cutaneous malignancies, in patients treated with Tafenlar. Cases of RAS-driven malignancies have been seen with BRAF inhibitors. In the Phase III trial in the adjuvant treatment of melanoma comparing combination of Tafenlar and Mekinist to placebo, non-cutaneous secondary malignancies or recurrent malignancies were observed in 1% (5/435) of patients receiving active therapy compared to 1% (3/432) of patients receiving placebo.

Patients should be monitored as clinically appropriate. In patients with a non-cutaneous malignancy that has a RAS mutation the benefits and risks should be considered before continuing treatment with Tafenlar. No dose modification of trametinib is required when taken in combination with Tafenlar.

Following discontinuation of Tafenlar, monitoring for non-cutaneous secondary/recurrent malignancies should continue for up to 6 months or until initiation of another anti-neoplastic therapy.

Pancreatitis

Pancreatitis has been reported in < 1 % of Tafenlar-treated patients in unresectable or metastatic

melanoma clinical trials, and acute pancreatitis has been reported in 1% of Tafenlar-treated patients in the NSCLC trial. One of the events occurred on the first day of dosing of a metastatic melanoma patient and recurred following re-challenge at a reduced dose. In the adjuvant treatment of melanoma trial, pancreatitis was reported in 1% of patients receiving Tafenlar in combination with Mekinist, and in <1% of patients receiving placebo.

Unexplained abdominal pain should be promptly investigated to include measurement of serum amylase and lipase. Patients should be closely monitored when re-starting Tafenlar after an episode of pancreatitis.

Uveitis

Treatment with Tafenlar has been associated with the development of uveitis (including iridocyclitis and iritis). Patients should be monitored during therapy for visual signs and symptoms (such as, change in vision, photophobia and eye pain) (*see section 4 Dosage regimen and administration*). Cases of biocular panuveitis or biocular iridocyclitis suggestive of Vogt-Koyanagi-Harada-like syndrome have been reported in patients treated with Tafenlar in combination with Mekinist. Systemic corticosteroid treatment can be considered in such cases.

Hemorrhage

Hemorrhagic events, including major hemorrhagic events and fatal hemorrhages, have occurred in patients taking Tafenlar in combination with trametinib (*see section 7 Adverse Drug Reactions*). Out of the 559 unresectable or metastatic melanoma patients treated with Tafenlar in combination with trametinib, there were seven fatal intracranial hemorrhagic cases (1%). Three cases were from study MEK115306 (COMBI-d) and three cases were from study MEK116513 (COMBI-v). During the COMBI-v three year extended follow-up, one fatal intracranial hemorrhage occurred in one additional patient. No fatal hemorrhagic events occurred in the Phase III study in the adjuvant treatment of melanoma. Two out of 93 patients (2%) receiving Tafenlar in combination with trametinib in a Phase II trial in patients with metastatic NSCLC had fatal intracranial hemorrhagic events. If patients develop symptoms of hemorrhage, they should immediately seek medical care.

Venous thromboembolism (VTE)

VTE, including deep vein thrombosis (DVT) and pulmonary embolism (PE) can occur when Tafenlar is used in combination with trametinib. Patients should be advised to immediately seek medical care if they develop symptoms of VTE.

Skin toxicity

Severe cutaneous adverse reactions

Cases of severe cutaneous adverse reactions (SCARs), including Stevens-Johnson syndrome, and drug reaction with eosinophilia and systemic symptoms (DRESS), which can be life-threatening or fatal, have been reported during treatment with Tafenlar in combination with trametinib. Before initiating treatment, patients should be advised of the signs and symptoms and monitored closely for skin reactions. If signs and symptoms suggestive of SCARs appear, Tafenlar and trametinib should be withdrawn.

Renal failure

Renal failure has been identified in < 1 % of patients treated with Tafenlar. Observed cases were generally associated with pyrexia and dehydration and responded well to dose interruption and general supportive measures. Granulomatous nephritis has been reported. Patients should be routinely monitored for serum creatinine while on therapy. If creatinine increases, Tafenlar may need to be interrupted as clinically appropriate. Tafenlar has not been studied in patients with renal insufficiency (defined as creatinine > 1.5 x ULN) therefore caution should be used in this setting.

QT prolongation

Worst-case QTc prolongation of > 60 millisecond (msec) was observed in 3 % of dabrafenib-treated subjects (One > 500 msec in the integrated safety population). Treatment with Tafenlar is not recommended in patients with uncorrectable electrolyte abnormalities (including magnesium), long QT syndrome or who are taking medicinal products known to prolong the QT interval.

Electrocardiogram (ECG) and electrolytes (including magnesium) must be monitored in all patients before treatment with Tafenlar, after one month of treatment and after dose modification. Further monitoring is recommended in particular in patients with moderate to severe hepatic impairment monthly during the first 3 months of treatment followed by every 3 months thereafter or more often as clinically indicated. Initiation of treatment with Tafenlar is not recommended in patients with QTc > 500 msec. If during treatment the QTc exceeds 500 msec, Tafenlar treatment should be temporarily interrupted, electrolyte abnormalities (including magnesium) should be corrected, and cardiac risk factors for QT prolongation (e.g. congestive heart failure, bradyarrhythmias) should be controlled. Re-initiation of treatment should occur once the QTc decreases below 500 msec and at a lower dose as described in Table 4-2. Permanent discontinuation of Tafenlar treatment is recommended if the QTc increase meets values of both > 500 msec and > 60 msec change from pre-treatment values.

Non BRAF V600E mutation positive metastatic melanoma

Clinical data supporting the effectiveness of Tafenlar in patients with BRAF V600K mutations are limited, and phase 2 studies report fewer responses in BRAF V600K patients compared to BRAF V600E patients. There are no clinical data for other less common BRAF V600 mutations (*see Clinical Studies*).

Hemophagocytic lymphohistiocytosis (HLH)

In post-marketing experience, HLH has been observed with Tafenlar in combination with Mekinist. If HLH is suspected, treatment should be interrupted. If HLH is confirmed, treatment should be discontinued and appropriate management of HLH should be initiated.

Tumor Lysis Syndrome (TLS)

Cases of TLS, including fatal cases, have been reported in patients treated with Tafenlar in combination with Mekinist (see section 7 Adverse drug reactions). Risk factors for TLS include

rapidly growing tumors, a high tumor burden, renal dysfunction, and dehydration. Patients with risk factors for TLS should be closely monitored, prophylaxis should be considered (e.g., intravenous hydration and treatment of high uric acid levels prior to initiating treatment) and treated as clinically indicated.

7 Adverse Drug Reactions

Summary of the safety profile

The safety of dabrafenib monotherapy is based on the integrated safety population from five clinical studies BRF113683 (BREAK-3), BRF113929 (BREAK-MB), BRF113710 (BREAK-2), BRF113220, and BRF112680 including 578 patients with BRAF V600 mutant unresectable or metastatic melanoma treated with dabrafenib 150 mg twice daily. The most common adverse drug reactions (incidence $\geq 15\%$) reported with dabrafenib were hyperkeratosis, headache, pyrexia, arthralgia, fatigue, nausea, papilloma, alopecia, rash, and vomiting.

The safety of dabrafenib in combination with trametinib has been evaluated in the integrated safety population of 641 patients with BRAF V600 mutant unresectable or metastatic melanoma and advanced NSCLC treated with dabrafenib 150 mg twice daily and trametinib 2 mg once daily. Of these patients, 559 were treated with the combination for BRAF V600 mutant melanoma in two randomised Phase III studies, MEK115306 (COMBI-d) and MEK116513 (COMBI-v), and 82 were treated with the combination for BRAF V600 mutant NSCLC in a multi-cohort, non-randomised Phase II study BRF113928 (see section *Clinical Studies*).

The most common adverse events (incidence $\geq 20\%$) for trametinib in combination with dabrafenib were: pyrexia, nausea, diarrhoea, fatigue, chills, headache, vomiting, arthralgia, hypertension, rash and cough.

The safety profile observed in study BRF117277/DRB436B2204 (COMBI-MB) in metastatic melanoma patients with brain metastases is consistent with the safety profile of Tafinlar in combination with Mekinist in unresectable or metastatic melanoma (see also section 12 Clinical studies).

Tabulated list of adverse reactions

Adverse drug reactions are listed below by MedDRA system organ class ranked by frequency using the following convention:

Very common	$\geq 1/10$
Common	$\geq 1/100$ to $< 1/10$
Uncommon	$\geq 1/1,000$ to $< 1/100$
Rare	$\geq 1/10,000$ to $< 1/1,000$
Very rare	$< 1/10,000$
Not known	(cannot be estimated from the available data)

Table 7-1 Adverse reactions reported in the integrated safety population of dabrafenib monotherapy (n=578)

System Organ Class	Frequency category N=578	Adverse Reactions
Neoplasms benign, malignant and unspecified (including cysts and polyps)	Very common	Papilloma
	Common	Cutaneous squamous cell carcinoma
		Seborrhoeic keratosis
		Acrochordon (skin tags)
		Basal cell carcinoma
	Uncommon	New primary melanoma
Immune system disorders	Uncommon	Hypersensitivity
Metabolism and nutrition disorders	Very common	Decreased appetite
	Common	Hypophosphataemia
		Hyperglycaemia
Nervous system disorders	Very common	Headache
Eye disorders	Uncommon	Uveitis
Respiratory, thoracic and mediastinal disorders	Very common	Cough
Gastrointestinal disorders	Very common	Nausea
		Vomiting
		Diarrhoea
	Common	Constipation
	Uncommon	Pancreatitis
Skin and subcutaneous tissue disorders	Very common	Hyperkeratosis
		Alopecia
		Rash
		Palmar-plantar erythrodysesthesia syndrome
	Common	Dry skin
		Pruritus
		Actinic keratosis
		Skin lesion
		Erythema

		Photosensitivity
	Uncommon	Panniculitis
Musculoskeletal and connective tissue disorders	Very common	Arthralgia
		Myalgia
		Pain in extremity
Renal and urinary disorders	Uncommon	Renal failure, acute renal failure
		Tubulointerstitial nephritis
General disorders and administration site conditions	Very common	Pyrexia
		Fatigue
		Chills
		Asthenia
	Common	Influenza-like illness

Table 7-2 Unresectable or metastatic melanoma and Advanced NSCLC Adverse reactions reported in the integrated safety population of dabrafenib in combination with trametinib (n=641)

System Organ Class	Frequency (all grades)	Adverse Reactions
Infections and infestations	Very common	Urinary tract infection
		Nasopharyngitis
	Common	Cellulitis
		Folliculitis
		Paronychia
		Rash pustular
Neoplasms benign, malignant and unspecified (incl cysts and polyps)	Common	Cutaneous squamous cell carcinoma ^a
		Papilloma ^b
		Seborrheic keratosis
	Uncommon	New primary melanoma Acrochordon (skin tags)
Blood and lymphatic system disorders	Very common	Neutropenia
	Common	Anaemia
		Thrombocytopenia
		Leukopenia
Immune system disorders	Uncommon	Hypersensitivity ^c
Metabolism and nutrition disorders	Very common	Decreased appetite
	Common	Dehydration
		Hyponatraemia
		Hypophosphataemia
		Hyperglycaemia
Nervous system disorders	Very common	Headache
		Dizziness
Eye disorders	Common	Vision blurred

	Uncommon	Visual impairment
		Chorioretinopathy
		Uveitis
		Retinal detachment
		Periorbital oedema
Cardiac disorders	Common	Ejection fraction decreased
	Uncommon	Bradycardia
	Not known	Myocarditis
Vascular disorders	Very common	Hypertension
		Haemorrhage ^d
	Common	Hypotension
		Lymphoedema
Respiratory, thoracic and mediastinal disorders	Very common	Cough
	Common	Dyspnoea Pneumonitis
Gastrointestinal disorders	Very common	Abdominal pain
		Constipation
		Diarrhoea
		Nausea
		Vomiting
	Common	Dry mouth
		Stomatitis
	Uncommon	Pancreatitis
		Gastrointestinal perforation
		Colitis
Skin and subcutaneous disorders	Very common	Dry skin
		Pruritus
		Rash
		Erythema
	Common	Dermatitis acneiform
		Actinic keratosis
		Night sweats
		Hyperkeratosis
		Alopecia
		Palmar-plantar erythrodysesthesia syndrome
		Skin lesion
		Hyperhidrosis
		Panniculitis
		Skin fissures
		Photosensitivity
Musculoskeletal and connective tissue disorders	Very common	Arthralgia
		Myalgia
		Pain in extremity
		Muscle spasms

Renal and urinary disorders	Common	Renal failure
	Uncommon	Nephritis
General disorders and administration site conditions	Very common	Fatigue
		Chills
		Asthenia
		Oedema peripheral
		Pyrexia
	Common	Mucosal inflammation
		Influenza-like illness
		Face oedema
Investigations	Very common	Alanine aminotransferase increased
		Aspartate aminotransferase increased
	Common	Blood alkaline phosphatase increased
		Gamma-glutamyltransferase increased
		Blood creatine phosphokinase increased

^a cu SCC: SCC, SCC of the skin, SCC *in situ* (Bowen's disease) and keratoacanthoma

^b Papilloma, skin papilloma

^c Includes drug hypersensitivity

^d Bleeding from various sites, including intracranial bleeding and fatal bleeding

Description of selected adverse reactions

Cutaneous squamous cell carcinoma

For dabrafenib monotherapy in study MEK115306, cutaneous squamous cell carcinomas (including those classified as keratoacanthoma or mixed keratoacanthoma subtype) occurred in 10% of patients and approximately 70% of the events occurred within the first 12 weeks of treatment with a median time to onset of 8 weeks. In the integrated safety population for dabrafenib in combination with trametinib, 2% of patients developed cuS and the events occurred later than with dabrafenib monotherapy with a median time to onset of 31 weeks. All patients receiving dabrafenib as monotherapy or in combination with trametinib who developed cuSCC continued on treatment without dose modification.

New primary melanoma

New primary melanomas have been reported in clinical trials with dabrafenib as monotherapy and in combination with trametinib in melanoma studies. Cases were managed with excision and did not require treatment modification (see section 6 *Warnings and Precautions*). No new primary melanoma was reported from the Phase II NSCLC study (BRF113928).

Non-cutaneous malignancy

Activation of MAP-kinase signalling in BRAF wild type cells which are exposed to BRAF inhibitors may lead to increased risk of non-cutaneous malignancies, including those with RAS mutations (see section *Warnings and Precautions*). Non-cutaneous malignancies were reported in 1% (6/586) of patients in the integrated safety population of dabrafenib monotherapy, and 1%

(7/641) of patients in the integrated safety population of dabrafenib in combination with trametinib. Cases of RAS-driven malignancies have been seen with dabrafenib as monotherapy and in combination with trametinib. Patients should be monitored as clinically appropriate.

Haemorrhage

Haemorrhagic events, including major haemorrhagic events and fatal haemorrhages, have occurred in patients taking dabrafenib in combination with trametinib. Please refer to the trametinib Package Insert.

LVEF reduction/Left ventricular dysfunction

Decreased LVEF has been reported in 8% (54/641) of patients in the integrated safety population of dabrafenib in combination with trametinib. Most cases were asymptomatic and reversible. Patients with LVEF lower than the institutional lower limit of normal were not included in clinical trials with dabrafenib. Dabrafenib in combination with trametinib should be used with caution in patients with conditions that could impair left ventricular function. Please refer to the trametinib Package Insert.

Pyrexia

Fever has been reported in clinical trials with dabrafenib as monotherapy and in combination with trametinib; the incidence and severity of pyrexia are increased with the combination therapy (see section *Warnings and Precautions*). For patients who received dabrafenib in combination with trametinib and developed pyrexia, approximately half of the first occurrences of pyrexia happened within the first month of therapy and approximately one-third of the patients had 3 or more events. In 1% of patients receiving dabrafenib as monotherapy in the integrated safety population, serious non-infectious febrile events were identified as fever accompanied by severe rigors, dehydration, hypotension and/or acute renal insufficiency or pre-renal origin in subjects with normal baseline renal function. The onset of these serious non-infectious febrile events was typically within the first month of therapy. Patients with serious non-infectious febrile events responded well to dose interruption and/or dose reduction and supportive care (see sections 4 *Dosage Regimen and Administration* and 6 *Warnings and Precautions*).

Hepatic events

Hepatic adverse events have been reported in clinical trials with dabrafenib in combination with trametinib. Please refer to the trametinib Package Insert.

Hypertension

Elevations in blood pressure have been reported in association with dabrafenib in combination with trametinib, in patients with or without pre-existing hypertension. Blood pressure should be measured at baseline and monitored during treatment, with control of hypertension by standard therapy as appropriate.

Arthralgia

Arthralgia was reported very commonly in the integrated safety population of dabrafenib monotherapy (25%) and dabrafenib in combination with trametinib (26%) although these were mainly Grade 1 and 2 in severity with Grade 3 occurring uncommonly (<1%) and no Grade 4 occurrences being reported.

Hypophosphataemia

Hypophosphataemia has been reported commonly in the integrated safety population of dabrafenib monotherapy (7%) and of dabrafenib in combination with trametinib (4%). It should be noted that approximately half of these occurrences with dabrafenib monotherapy (4%) and 1% with dabrafenib in combination with trametinib were Grade 3 in severity.

Pancreatitis

Pancreatitis has been reported in dabrafenib monotherapy and in combination with trametinib. Unexplained abdominal pain should be promptly investigated to include measurement of serum amylase and lipase. Patients should be closely monitored when re-starting dabrafenib after an episode of pancreatitis (see section 6 *Warnings and Precautions*).

Renal failure

Renal failure due to pyrexia-associated pre-renal azotaemia or granulomatous nephritis was uncommon; however dabrafenib has not been studied in patients with renal insufficiency (defined as creatinine >1.5 x ULN). Caution should be used in this setting (see section 6 *Warnings and Precautions*).

Special populations

Elderly

Of the total number of patients in the integrated safety population of dabrafenib monotherapy (n=578), 22% were 65 years of age and older, and 6% were 75 years of age and older. Compared with younger subjects (<65), more subjects ≥65 years old had adverse reactions that led to study drug dose reductions (22% versus 12%) or interruptions (39% versus 27%). In addition, older patients experienced more serious adverse reactions compared to younger patients (41% versus 22%). No overall differences in efficacy were observed between these subjects and younger subjects.

In the integrated safety population of dabrafenib in combination with trametinib (n=641), 180 patients (28%) were ≥65 years of age, 50 patients (8%) were ≥75 years of age. The proportion of patients experiencing AEs was similar in those aged <65 years and those aged ≥65 years in all studies. Patients ≥65 years were more likely to experience SAEs and AEs leading to permanent discontinuation of medicinal product, dose reduction and dose interruption than those <65 years.

Adjuvant treatment of melanoma

Tafinlar in combination with Mekinist

The safety of Tafinlar in combination with Mekinist was evaluated in a Phase III, randomized, double-blind study of Tafinlar in combination with Mekinist versus two placebos in the adjuvant treatment of Stage III BRAF V600 mutation-positive melanoma after surgical resection (*see section 12 Clinical studies*).

In the Tafinlar 150 mg twice daily and Mekinist 2 mg once daily arm, the most common adverse reactions ($\geq 20\%$) were pyrexia, fatigue, nausea, headache, rash, chills, diarrhea, vomiting, arthralgia, and myalgia.

Table 7-3 lists the adverse drug reactions in study BRF115532 (COMBI-AD) occurring at an incidence $\geq 10\%$ for all grade adverse reactions or at an incidence $\geq 2\%$ for Grade 3 and Grade 4 adverse drugs reactions or adverse events that are medically significant in the Tafinlar in combination with Mekinist arm.

Adverse drug reactions are listed by MedDRA system organ class. Within each system organ class, the adverse drug reactions are ranked by frequency, with the most frequent adverse drug reactions first. In addition, the corresponding frequency category for each adverse drug reaction is based on the following convention (CIOMS III): very common ($\geq 1/10$); common ($\geq 1/100$ to $< 1/10$); uncommon ($\geq 1/1,000$ to $< 1/100$); rare ($\geq 1/10,000$ to $< 1/1,000$); very rare ($< 1/10,000$).

Table 7-3 Adjuvant treatment of melanoma - Adverse drug reactions for Tafinlar in combination with Mekinist vs. placebo

Adverse drug reactions	Tafinlar in combination with Mekinist N=435		Placebo N=432		Frequency category (combination arm, all grades)
	All Grades %	Grade 3/4 %	All Grades %	Grade 3/4 %	
Infections and infestations					
Nasopharyngitis ¹⁾	12	<1	12	NR	Very common
Blood and lymphatic system disorders					
Neutropenia ²⁾	10	5	<1	NR	Very common
Metabolism and nutrition disorders					
Decreased appetite	11	<1	6	NR	Very common
Nervous system disorders					
Headache ³⁾	39	1	24	NR	Very common
Dizziness ⁴⁾	11	<1	10	NR	Very common
Eye disorders					
Uveitis	1	<1	<1	NR	Common
Chorioretinopathy ⁵⁾	1	<1	<1	NR	Common
Retinal detachment ⁶⁾	1	<1	<1	NR	Common
Vascular disorders					
Haemorrhage ⁷⁾	15	<1	4	<1	Very common

Adverse drug reactions	Tafinlar in combination with Mekinist N=435		Placebo N=432		Frequency category (combination arm, all grades)
	All Grades %	Grade 3/4 %	All Grades %	Grade 3/4 %	
Hypertension ⁸⁾	11	6	8	2	Very common
Respiratory, thoracic, and mediastinal disorders					
Cough ⁹⁾	17	NR	8	NR	Very common
Gastrointestinal disorders					
Nausea	40	<1	20	NR	Very common
Diarrhoea	33	<1	15	<1	Very common
Vomiting	28	<1	10	NR	Very common
Abdominal pain ¹⁰⁾	16	<1	11	<1	Very common
Constipation	12	NR	6	NR	Very common
Skin and subcutaneous tissue disorders					
Rash ¹¹⁾	37	<1	16	<1	Very common
Dry skin ¹²⁾	14	NR	9	NR	Very common
Dermatitis acneiform	12	<1	2	NR	Very common
Erythema ¹³⁾	12	NR	3	NR	Very common
Pruritus ¹⁴⁾	11	<1	10	NR	Very common
Palmar-plantar erythrodysesthesia syndrome	6	<1	1	<1	Common
Musculoskeletal and connective tissue disorders					
Arthralgia	28	<1	14	NR	Very common
Myalgia ¹⁵⁾	20	<1	14	NR	Very common
Pain in extremity	14	<1	9	NR	Very common
Muscle spasms ¹⁶⁾	11	NR	4	NR	Very common
Rhabdomyolysis	<1	<1	NR	NR	Uncommon
Renal and urinary disorders					
Renal failure	<1	NR	NR	NR	Uncommon
General disorders and administration site conditions					
Pyrexia ¹⁷⁾	63	5	11	<1	Very common
Fatigue ¹⁸⁾	59	5	37	<1	Very common
Chills	37	1	4	NR	Very common
Oedema peripheral ¹⁹⁾	16	<1	6	NR	Very common
Influenza-like illness	15	<1	7	NR	Very common
Investigations					
Alanine aminotransferase increased ²⁰⁾	17	4	2	<1	Very common
Aspartate aminotransferase increased ²¹⁾	16	4	2	<1	Very common
Alkaline phosphatase increased	7	<1	<1	<1	Common
Ejection fraction decreased	5	NR	2	<1	Common
¹⁾ Nasopharyngitis also includes pharyngitis. ²⁾ Neutropenia also includes febrile neutropenia and cases of neutrophil count decreased that met the criteria for neutropenia. ³⁾ Headache also includes tension headache.					

Adverse drug reactions	Tafinlar in combination with Mekinist N=435		Placebo N=432		Frequency category (combination arm, all grades)
	All Grades %	Grade 3/4 %	All Grades %	Grade 3/4 %	
<div>4) Dizziness also includes vertigo.</div> <div>5) Chorioretinopathy also includes chorioretinal disorder.</div> <div>6) Retinal detachment also includes detachment of macular retinal pigment epithelium and detachment of retinal pigment epithelium.</div> <div>7) Haemorrhage includes a comprehensive list of hundreds of event terms that capture bleeding events.</div> <div>8) Hypertension also includes hypertensive crisis.</div> <div>9) Cough also includes productive cough.</div> <div>10) Abdominal pain also includes abdominal pain upper and abdominal pain lower.</div> <div>11) Rash also includes rash maculo-papular, rash macular, rash generalized, rash erythematous, rash papular, rash pruritic, nodular rash, rash vesicular, and rash pustular.</div> <div>12) Dry skin also includes xerosis and xeroderma.</div> <div>13) Erythema also includes generalized erythema.</div> <div>14) Pruritus also includes pruritus generalized and pruritus genital.</div> <div>15) Myalgia also includes musculoskeletal pain and musculoskeletal chest pain.</div> <div>16) Muscle spasms also includes musculoskeletal stiffness.</div> <div>17) Pyrexia also includes hyperpyrexia.</div> <div>18) Fatigue also includes asthenia and malaise.</div> <div>19) Oedema peripheral also includes peripheral swelling.</div> <div>20) Alanine aminotransferase increased also includes hepatic enzyme increased, liver function test increased, liver function test abnormal, and hypertransaminasaemia.</div> <div>21) Aspartate aminotransferase increased also includes hepatic enzyme increased, liver function test increased, liver function test abnormal, and hypertransaminasaemia.</div> <div>NR: not reported</div>					

Locally advanced or metastatic anaplastic thyroid cancer

Tafinlar in combination with Mekinist:

The efficacy and safety of Tafinlar in combination with Mekinist was studied in a Phase II, nine-cohort, multicenter, non-randomized, open-label study in patients with rare cancers with the BRAF V600E mutation, including locally advanced or metastatic ATC.

The ‘All Treated Subjects (ATS)’ population was the primary safety population for the study and includes all patients who received at least one dose of Tafinlar or Mekinist from all the histologic cohorts. The safety profiles in the ATS population and in the ATC cohort are consistent.

At the time of safety analysis, the most common adverse events ($\geq 20\%$) reported for Tafinlar in combination with Mekinist in the ATS population were fatigue, pyrexia, rash, nausea, chills, vomiting, cough, and headache.

Table 7-4 lists the adverse drug reactions for Tafinlar in combination with Mekinist occurring at an incidence $\geq 10\%$ for all grade adverse drug reactions or at an incidence $\geq 2\%$ for Grade 3 and Grade 4 adverse drug reactions or events which are medically significant in Study BRF117019.

Adverse drug reactions are listed by MedDRA system organ class. Within each system organ class, the adverse drug reactions are ranked by frequency, with the most frequent adverse drug

reactions first. In addition, the corresponding frequency category for each adverse drug reaction is based on the following convention (CIOMS III): very common ($\geq 1/10$); common ($\geq 1/100$ to $< 1/10$); uncommon ($\geq 1/1,000$ to $< 1/100$); rare ($\geq 1/10,000$ to $< 1/1,000$); very rare ($< 1/10,000$).

Table 7-4 Anaplastic Thyroid Cancer - Adverse drug reactions for Tafinlar in combination with Mekinist in the ATS population

Adverse drug reactions	Tafinlar in combination with Mekinist		
	All grades n = 100 %	Grades 3/4 n = 100 %	Frequency category
Blood and lymphatic system disorders			
Neutropenia ¹⁾	15	6	Very common
Anaemia	14	2	Very common
Leukopenia ²⁾	13	NR	Very common
Metabolism and nutrition disorders			
Hyperglycaemia	12	3	Very common
Decreased appetite	11	NR	Very common
Hypophosphataemia	6	3	Common
Hyponatremia	3	3	Common
Nervous system disorders			
Headache	20	2	Very common
Dizziness ³⁾	13	NR	Very common
Eye disorders			
Detachment of retinal pigment epithelium	1	NR	Common
Vascular disorders			
Haemorrhage ⁴⁾	16	NR	Very common
Hypertension	4	2	Common
Respiratory, thoracic and mediastinal disorders			
Cough ⁵⁾	21	NR	Very common
Gastrointestinal disorders			
Nausea	31	1	Very common
Vomiting	22	1	Very common
Diarrhoea	17	1	Very common
Constipation	15	NR	Very common
Dry mouth	11	NR	Very common
Skin and subcutaneous tissue disorders			
Rash ⁶⁾	31	4	Very common
Musculoskeletal and connective tissue disorders			
Myalgia ⁷⁾	11	1	Very common
Arthralgia	11	NR	Very common
Rhabdomyolysis	1	1	Common
General disorders and administration site conditions			
Fatigue ⁸⁾	45	5	Very common
Pyrexia	35	4	Very common
Chills	25	1	Very common
Oedema ⁹⁾	17	NR	Very common

Adverse drug reactions	Tafinlar in combination with Mekinist		
	All grades n = 100 %	Grades 3/4 n = 100 %	Frequency category
Investigations			
Alanine aminotransferase increased	13	3	Very common
Aspartate aminotransferase increased	12	2	Very common
Blood alkaline phosphatase increased	11	3	Very common
Ejection fraction decreased	3	1	Common
¹⁾ Neutropenia includes neutropenia, neutrophil count decreased and febrile neutropenia. Neutrophil count decreased qualified as a neutropenia event. ²⁾ Leukopenia includes leukopenia, white blood cell count decreased and lymphopenia. ³⁾ Dizziness includes dizziness, vertigo and vertigo positional. ⁴⁾ Haemorrhage includes haematuria, purpura, epistaxis, eye contusion, gingival bleeding, haemoptysis, melaena, petechiae, prothrombin time prolonged, rectal haemorrhage, retinal haemorrhage and vaginal haemorrhage. ⁵⁾ Cough includes cough and productive cough. ⁶⁾ Rash includes rash, rash maculo-papular, rash generalized and rash papular. ⁷⁾ Myalgia includes myalgia and musculoskeletal pain. ⁸⁾ Fatigue includes fatigue, asthenia and malaise. ⁹⁾ Oedema includes oedema and peripheral oedema. NR: not reported			

Adverse drug reactions (ADRs) from post-marketing experience and pooled clinical trials

The following ADRs have been derived from post-marketing experience including spontaneous case reports with Tafinlar monotherapy or in combination with trametinib. Because post-marketing ADRs are reported from a population of uncertain size, it is not always possible to reliably estimate their frequency. Where applicable, these ADR frequencies have been calculated from the pooled clinical trials across indications. ADRs are listed according to system organ classes in MedDRA. Within each system organ class, ADRs are presented in order of decreasing seriousness.

Table 7-5 ADRs from post-marketing experience and pooled clinical trials across indications

Adverse drug reaction	Tafinlar combination with Mekinist Frequency category	Tafinlar monotherapy Frequency category
Immune system disorders		
Sarcoidosis	Uncommon	-
Haemophagocytic lymphohistiocytosis	Not known	-
Metabolism and nutrition disorders		
Tumour lysis syndrome	Not known	-
Nervous system disorders		
Peripheral neuropathy	Common	Common
Guillain-Barré syndrome	Uncommon	-
Cardiac disorders		
Atrioventricular block ¹	Common	-
Bundle branch block ²	Uncommon	-
Vascular disorders		
Venous thrombo-embolism (VTE) ³	Common	-
Skin and subcutaneous tissue disorders		
Acute febrile neutrophilic dermatosis (Sweet's syndrome)	Not known	-
Tattoo associated skin reaction	Not known	-
¹⁾ Atrioventricular block includes atrioventricular block, atrioventricular block first degree, atrioventricular block second degree and atrioventricular block complete. ²⁾ Bundle branch block includes bundle branch block right and bundle branch block left. ³⁾ VTE includes, pulmonary embolism, deep vein thrombosis, embolism and venous thrombosis.		

Special populations

Pediatric patients

Tafinlar in combination with Mekinist

The safety of Tafinlar in combination with Mekinist was studied in 171 pediatric patients across two studies (G2201 and X2101) with BRAF V600E mutation-positive advanced solid tumors, of which 4 (2.3%) patients were 1 to <2 years of age, 39 (22.8%) patients were 2 to <6 years of age, 54 (31.6%) patients were 6 to <12 years of age, and 74 (43.3%) patients were 12 to <18 years of age. The mean treatment duration was 2.3 years.

The overall safety profile in the pediatric population was similar to the safety profile observed in adults. The most frequently reported adverse drug reactions ($\geq 20\%$) were pyrexia, rash, headache, vomiting, fatigue, dry skin, diarrhoea, haemorrhage, nausea, dermatitis acneiform, abdominal pain, neutropenia, cough, and transaminases increased.

An adverse drug reaction of weight increased was identified in the pediatric safety pool with a frequency of 16% (very common). Sixty-one out of 171 patients (36%) had an increase from baseline of ≥ 2 BMI-for-age- percentile categories.

Adverse drug reactions occurring at a higher frequency category in pediatric patients compared to adult patients were neutropenia, dermatitis acneiform, paronychia, anaemia, leukopenia, skin papilloma (very common); dermatitis exfoliative generalised, hypersensitivity and pancreatitis (common).

Table 7-6 Most frequent Grade 3/4 Adverse drug reactions ($\geq 2\%$) for Tafinlar in combination with Mekinist in pediatric patients

Adverse drug reactions	Tafinlar in combination with Mekinist N=171
	Grade 3/4 n (%)
Neutropenia ¹	25 (15)
Pyrexia	19 (11)
Transaminases increased ²	11 (6)
Weight Increased	9 (5)
Headache	5 (3)
Vomiting	5 (3)
Hypotension	4 (2)
Rash ³	4 (2)
Blood alkaline phosphatase increased	4 (2)

1. Neutropenia includes neutrophil count decreased, neutropenia, and febrile neutropenia.

2. Transaminases increased includes aspartate aminotransferase increased, alanine aminotransferase increased, hypertransaminasaemia, and transaminases increased.

3. Rash includes rash, rash maculo-papular, rash pustular, rash erythematous, rash papular, and rash macular.

8 Interactions

Effect of other drugs on Tafinlar

Based on *in vitro* studies, dabrafenib was shown to be primarily metabolized by cytochrome P450 (CYP) 2C8 and CYP3A4 (see section 11 Clinical Pharmacology, Pharmacokinetics), while the active metabolites hydroxy-dabrafenib and desmethyl-dabrafenib are CYP3A4 substrates. Medicinal products that are strong inhibitors or inducers of CYP2C8 or CYP3A4 are therefore likely to increase or decrease, respectively, dabrafenib concentrations. Alternative agents should be considered during administration with Tafinlar when possible. Use caution if strong inhibitors (e.g., ketoconazole, gemfibrozil, nefazodone, clarithromycin, ritonavir, saquinavir,

telithromycin, itraconazole, voriconazole, posaconazole, atazanavir) are coadministered with Tafinlar. Avoid coadministration of Tafinlar with potent inducers (e.g., rifampicin, phenytoin, carbamazepine, phenobarbital, or St John's wort (*Hypericum perforatum*)) of CYP2C8 or CYP3A4.

Pharmacokinetic data showed an increase in repeat-dose dabrafenib C_{max} (33%) and AUC (71%) upon co-administration with ketoconazole (CYP3A4 inhibitor), and increases of 82% and 68% of hydroxy- and desmethyl-dabrafenib AUC, respectively. A decrease in AUC was noted for carboxy-dabrafenib (decrease of 16%).

Co-administration of dabrafenib and gemfibrozil (a CYP2C8 inhibitor) resulted in an increase in repeat-dose dabrafenib AUC (47%) and no meaningful change in the concentrations of the metabolites.

Pharmacokinetic data showed a decrease in repeat-dose dabrafenib C_{max} (27%) and AUC (34%) upon co-administration with rifampin (CYP3A4/CYP2C8 inducer). No relevant change in AUC was noted for hydroxy-dabrafenib, there was an increase in AUC of 73% for carboxy-dabrafenib and a decrease in AUC of 30% for desmethyl-dabrafenib.

Drugs that affect gastric pH

Co-administration of repeat dosing of dabrafenib 150 mg twice daily and a pH elevating agent, rabeprazole 40 mg once daily, resulted in a 3% increase in dabrafenib AUC and a 12% decrease in dabrafenib C_{max} . These changes in dabrafenib AUC and C_{max} are considered not clinically meaningful. Medicinal products that alter the pH of the upper gastrointestinal (GI) tract (e.g., proton pump inhibitors, H₂-receptor antagonists, antacids) are not expected to reduce the bioavailability of dabrafenib.

Effect of Tafinlar on other drugs

Dabrafenib is an enzyme inducer and increases the synthesis of drug-metabolising enzymes including CYP3A4, CYP2Cs and CYP2B6 (see *section 11 Clinical Pharmacology, Pharmacokinetics*) and may increase the synthesis of transporters. This results in reduced plasma levels of medicinal products metabolised by these enzymes, and may affect some transported medicinal products. The reduction in plasma concentrations can lead to lost or reduced clinical effect of these medicinal products. There is also a risk of increased formation of active metabolites of these medicinal products. Enzymes that may be induced include CYP3A in the liver and gut, CYP2B6, CYP2C8, CYP2C9, CYP2C19, and UGTs (glucuronide conjugating enzymes). The transport protein Pgp may also be induced as well as other transporters, e.g. MRP-2, BCRP and OATP1B1/1B3.

In vitro, dabrafenib produced dose-dependent increases in CYP2B6 and CYP3A4. In a clinical study in 16 patients using a single-dose of midazolam, a CYP3A4 substrate, C_{max} and AUC were decreased by 47% and 65%, respectively with co-administration of repeat dose dabrafenib 150 mg twice daily. In a separate trial in 14 patients, repeat-dose dabrafenib decreased the single-dose AUC of S-warfarin (a substrate of CYP2C9) and of R-warfarin (a substrate of CYP3A4/CYP1A2) by 37% and 33%, respectively, with a small increase in C_{max} (18 and 19% respectively). Co-administration of Tafinlar and medicinal products which are affected by the induction of CYP3A4 or CYP2C9 such as hormonal contraceptives (see *section 9 Pregnancy*,

lactation, females and males of reproductive potential), warfarin or dexamethasone may result in decreased concentrations and loss of efficacy. If co-administration of these medications is necessary, monitor patients for loss of efficacy or consider substitutions of these medicinal products.

Interactions with many medicinal products eliminated through metabolism or active transport is expected. If their therapeutic effect is of large importance to the patient, and dose adjustments are not easily performed based on monitoring of efficacy or plasma concentrations, these medicinal products are to be avoided or used with caution. The risk for liver injury after paracetamol administration is suspected to be higher in patients concomitantly treated with enzyme inducers.

The number of affected medicinal products is expected to be large; although the magnitude of the interaction will vary. Groups of medicinal products that can be affected include, but are not limited to:

- Analgesics (e.g. fentanyl, methadone)
- Antibiotics (e.g. clarithromycin, doxycycline)
- Anticancer agents (e.g. cabazitaxel)
- Anticoagulants (e.g. acenocoumarol, warfarin)
- Antiepileptic (e.g. carbamazepine, phenytoin, primidone, valproic acid)
- Antipsychotics (e.g. haloperidol)
- Calcium channel blockers (e.g. diltiazem, felodipine, nifedipine, verapamil)
- Cardiac glycosides (e.g. digoxin)
- Corticosteroids (e.g. dexamethasone, methylprednisolone)
- HIV antivirals (e.g. amprenavir, atazanavir, darunavir, delavirdine, efavirenz, fosamprenavir, indinavir, lopinavir, nelfinavir, saquinavir, tipranavir)
- Hormonal contraceptives
- Hypnotics (e.g. diazepam, midazolam, zolpidem)
- Immunosuppressants (e.g. cyclosporin, tacrolimus, sirolimus)
- Statins metabolized by CYP3A4 (e.g. atorvastatin, simvastatin)

Onset of induction is likely to occur after 3 days of repeat dosing with Tafenlar. Upon discontinuation of Tafenlar offset of induction is gradual, concentrations of sensitive CYP3A4, CYP2B6, CYP2C8, CYP2C9 and CYP2C19, UDP glucuronosyl transferase (UGT) and transporter substrates may increase and patients should be monitored for toxicity and dosage of these agents may need to be adjusted.

In vitro, dabrafenib is a mechanism based inhibitor of CYP3A4. Therefore, transient inhibition of CYP3A4 may be observed during the first few days of treatment.

Dabrafenib inhibits OATP1B1 and OATP1B3 (see section 11 *Clinical Pharmacology, Pharmacokinetics*). Following co-administration of a single dose of rosuvastatin (OATP1B1 and OATP1B3 substrate) with repeat dose Tafenlar 150 mg twice daily in 16 patients, AUC was minimally changed (7% increase) and C_{max} was increased by 156%. Monitoring is recommended for adverse reactions if Tafenlar is coadministered with drugs that are OATP1B1 or OATP1B3 substrates with a narrow therapeutic index with regards to high peak concentrations.

Combination therapy and non-fixed dose combination therapy

Combination with trametinib:

Co-administration of repeat dosing of Tafenlar 150 mg twice daily and trametinib 2 mg once daily resulted in a 16% increase in dabrafenib C_{\max} and a 23% increase in dabrafenib AUC. A small decrease in trametinib bioavailability, corresponding to a decrease in AUC of 12%, was estimated when Tafenlar is administered in combination with trametinib using a population pharmacokinetic analysis. These changes in dabrafenib or trametinib C_{\max} and AUC are considered not clinically relevant. See the full prescribing information for trametinib for guidelines on drug interactions associated with trametinib monotherapy.

Effects of Tafenlar on substance transport systems

Dabrafenib is an *in vitro* inhibitor of human organic anion transporting polypeptide (OATP) 1B1 (OATP1B1) and OATP1B3 and clinical relevance cannot be excluded. Therefore caution is recommended at co-administration of Tafenlar and OATP1B1 or OATP1B3 substrates such as statins.

Although dabrafenib and its metabolites, hydroxy-dabrafenib, carboxy-dabrafenib and desmethyl-dabrafenib, were inhibitors of human organic anion transporter (OAT) 1 and OAT3 *in vitro*, the risk of a drug-drug interaction is minimal based on clinical exposure. Dabrafenib and desmethyl-dabrafenib were also shown to be moderate inhibitors of human breast cancer resistance protein (BCRP); however, based on clinical exposure, the risk of a drug-drug interaction is minimal.

Effect of food on Tafenlar

Patients should take Tafenlar at least one hour prior to or two hours after a meal due to the effect of food on dabrafenib absorption (*see section pharmacokinetic*).

Paediatric population

Interaction studies have only been performed in adults.

9 Pregnancy, lactation, females and males of reproductive potential

9.1 Pregnancy

Risk summary

Tafenlar can cause fetal harm when administered to a pregnant woman. There are no adequate and well-controlled studies of Tafenlar in pregnant women. Reproductive studies in animals (rats) have demonstrated dabrafenib induced embryotoxicity and teratogenicity. Increased incidences

of delays in skeletal development and reduced fetal body weight were observed following prenatal exposure to dabrafenib at concentrations 0.5 times the exposure in humans at the highest recommended dose of 150 mg twice daily. Embryo-lethality, ventricular septal defects, and variation in thymic shape were observed following prenatal exposure to dabrafenib at concentrations three times the exposure in humans at the highest recommended dose of 150 mg twice daily. Tafinlar should not be administered to pregnant women. If the patient becomes pregnant while taking Tafinlar, the patient should be advised of the potential risk to the fetus.

Animal data

In a combined embryo-fetal development study in rats, animals received oral doses of dabrafenib up to 300 mg/kg/day during the period of organogenesis. At ≥ 20 mg/kg/day, maternal systemic exposure (AUC) was 4.1 microgram*h/mL corresponding to approximately 0.5 times the human exposure at the highest recommended dose of 150 mg twice daily. Developmental toxicity consisted of delays in skeletal development and reduced fetal body weight. At a dose of 300 mg/kg/day maternal systemic exposure (AUC) was 22.6 microgram*h/mL corresponding to approximately three times the human exposure at the highest recommended dose of 150 mg twice daily. Developmental toxicity consisted of embryo-lethality, ventricular septal defects, and variation in thymic shape.

9.2 Lactation

Risk summary

There are no data on the effect of Tafinlar on the breast-fed child, or the effect of Tafinlar on milk production. Because many drugs are transferred into human milk and because of the potential for adverse reactions in nursing infants from Tafinlar, a nursing woman should be advised on the potential risks to the child. A decision should be made whether to discontinue breast-feeding or discontinue Tafinlar. The developmental and health benefits of breast-feeding should be considered along with the mother's clinical need for Tafinlar and any potential adverse effects on the breast-fed child from Tafinlar or from the underlying maternal condition.

9.3 Females and males of reproductive potential

Contraception

Females

Females of reproductive potential should be advised that animal studies have been performed showing Tafinlar to be harmful to the developing fetus. Sexually-active females of reproductive potential are recommended to use effective contraception (methods that result in less than 1% pregnancy rates) when taking Tafinlar and for at least two weeks after stopping treatment with Tafinlar. If taking Tafinlar in combination with Mekinist, sexually-active females of reproductive potential are recommended to use effective contraception and for at least 16 weeks after stopping

treatment.

Tafinlar may decrease the efficacy of oral or any systemic hormonal contraceptives and an alternative method of contraception should be used (*see section 8 Interactions*).

Males

Male patients (including those that have had a vasectomy) with sexual partners who are pregnant, possibly pregnant, or who could become pregnant should use condoms during sexual intercourse while taking Tafinlar monotherapy and for at least 2 weeks after stopping treatment with Tafinlar. If taking Tafinlar in combination with Mekinist, male patients should use condoms during sexual intercourse, and for at least 16 weeks after stopping treatment.

Infertility

There are no data in humans. Adverse effects on male and female reproductive organs have been seen in animals (*see section 13 Non-clinical Safety Data*). Male patients should be informed of the potential risk for impaired spermatogenesis, which may be irreversible.

10 Overdosage

There is currently very limited experience of overdosage with Tafinlar. The maximum dose of Tafinlar administered during clinical trials was 600 mg (300 mg twice daily).

There is no specific antidote for overdosage of Tafinlar. Patients who develop adverse reactions should receive appropriate symptomatic treatment. In case of suspected overdose, Tafinlar should be withheld and supportive care instituted. Further management should be as clinically indicated or as recommended by the national poisons center, where available.

11 Clinical pharmacology

Pharmacotherapeutic group, ATC

B-Raf serine-threonine kinase (BRAF) inhibitors. ATC code: L01EC02.

Mechanism of Action (MOA)

Tafinlar Monotherapy

Tafinlar (dabrafenib) is a potent, selective, ATP-competitive inhibitor of RAF kinases with IC₅₀ values of 0.65, 0.5 and 1.84 nM for BRAF V600E, BRAF V600K and BRAF V600D enzymes, respectively. Oncogenic amino acid variants in BRAF at valine 600 (V600) lead to constitutive activation of the RAS/RAF/MEK/ERK pathway and stimulation of tumor cell growth. BRAF mutations have been identified in specific cancers, including approximately 50 % of melanoma and 1 to 3% of NSCLC. The most commonly observed BRAF mutation, (V600E) and the next

most common (V600K) account for 95 % of the BRAF mutations found in all patients with cancer. A number of rare substitutions also occur including V600D, V600G and V600R. Dabrafenib also inhibits wild-type BRAF and CRAF enzymes with IC₅₀ values of 3.2 and 5.0 nM, respectively in biochemical assays. Dabrafenib inhibits BRAF V600 mutant melanoma, NSCLC and ATC cell line growth *in vitro* and melanoma xenograft models *in vivo*.

Tafinlar in combination with Mekinist

Mekinist (trametinib) is a reversible, highly selective, allosteric inhibitor of mitogen-activated extracellular signal regulated kinase 1 (MEK1) and MEK2 activation and kinase activity. MEK proteins are components of the extracellular signal- related kinase (ERK) pathway. Dabrafenib and trametinib inhibit two kinases in this pathway, BRAF and MEK, and the combination provides concomitant inhibition of the pathway. The combination of dabrafenib with trametinib is synergistic in BRAF V600 mutation positive melanoma, NSCLC and ATC cell lines *in vitro* and delays the emergence of resistance *in vivo* in BRAF V600 mutation positive melanoma xenografts.

Pharmacodynamics (PD)

Dabrafenib demonstrated suppression of a downstream pharmacodynamic biomarker (phosphorylated ERK) in BRAF V600 mutant melanoma cell lines, *in vitro* and in animal models.

In patients with BRAF V600 mutant melanoma, administration of dabrafenib resulted in inhibition of tumour phosphorylated ERK relative to baseline.

Cardiac electrophysiology

The potential effect of dabrafenib on QT prolongation was assessed in a dedicated multiple dose QT study. A supratherapeutic dose of 300 mg Tafinlar twice daily was administered in 32 patients with BRAF V600 mutation-positive tumours. No clinically relevant effect of dabrafenib or its metabolites on the QTc interval was observed.

Pharmacokinetics (PK)

The pharmacokinetics of dabrafenib were determined in patients with BRAF mutation- positive metastatic melanoma after single dose and after repeat dosing at 150 mg twice daily with dosing approximately 12 hours apart.

Absorption

Dabrafenib is absorbed orally with median time to achieve peak plasma concentration of 2 hours post-dose. Mean absolute bioavailability of oral dabrafenib is 95 % (90 % CI: 81,110). Dabrafenib exposure (C_{max} and AUC) increased in a dose proportional manner between 12 and 300 mg following single-dose administration, but the increase was less than dose-proportional after repeat twice daily dosing. There was a decrease in exposure observed with repeat dosing, likely due to induction of its own metabolism. Mean accumulation AUC Day 18/Day 1 ratios was

0.73. Following administration of 150 mg twice daily, geometric mean C_{\max} , $AUC_{0-\tau}$ and pre-dose concentration (C_{τ}) were 1,478 ng/mL, 4,341 ng*hr/mL and 26 ng/mL, respectively.

Food effect

Administration of dabrafenib capsules with a high fat, high calorie meal reduced the bioavailability (C_{\max} and AUC decreased by 51 % and 31 % respectively) and delayed absorption of dabrafenib when compared to the fasted state.

Administration of a single 150 mg dose of the dabrafenib dispersible tablet suspension with a low fat, low calorie meal (approximately 500 calories, 14 g fat, 80 g carbohydrates, and 12 g protein) reduced the bioavailability (C_{\max} and AUC decreased by 35% and 29%, respectively) of dabrafenib when compared to the fasted state.

Distribution

Dabrafenib binds to human plasma protein and is 99.7 % bound. The steady state volume of distribution following intravenous micro-dose administration is 46 L.

Dabrafenib is a substrate of human P-glycoprotein (Pgp) and murine BCRP *in vitro*. However, these transporters have minimal impact on dabrafenib oral bioavailability and elimination and the risk for clinically relevant drug-drug interactions with inhibitors of Pgp or BCRP is low. Dabrafenib is not an *in vitro* substrate of OATP1B1, OATP1B3 or OATP2B1 transporters.

Neither dabrafenib nor its 3 main metabolites were demonstrated to be inhibitors of Pgp *in vitro*.

Biotransformation/metabolism

The metabolism of dabrafenib is primarily mediated by CYP2C8 and CYP3A4 to form hydroxy-dabrafenib, which is further oxidised via CYP3A4 to form carboxy-dabrafenib. Carboxy-dabrafenib can be decarboxylated via a non-enzymatic process to form desmethyl-dabrafenib. Carboxy-dabrafenib is excreted in bile and urine. Desmethyl- dabrafenib may also be formed in the gut and reabsorbed. Desmethyl-dabrafenib is metabolized by CYP3A4 to oxidative metabolites. Hydroxy-dabrafenib terminal half-life parallels that of parent with a half-life of 10 hours while the carboxy- and desmethyl- metabolites exhibited longer half-lives (21 to 22 hours). Mean metabolite to parent AUC ratios following repeat-dose administration were 0.9, 11 and 0.7 for hydroxy-, carboxy-, and desmethyl-dabrafenib, respectively. Based on exposure, relative potency, and pharmacokinetic properties, both hydroxy- and desmethyl-dabrafenib are likely to contribute to the clinical activity of dabrafenib; while the activity of carboxy-dabrafenib is not likely to be significant.

Elimination

Terminal half-life following IV micro-dose is 2.6 hours. Dabrafenib terminal half-life is 8 hours due to a prolonged terminal phase after oral administration. IV plasma clearance is 12 L/hour. Fecal excretion is the major route of elimination after oral dosing, accounting for 71 % of a radioactive dose while urinary excretion accounted for 23 % of radioactivity.

In Vitro evaluation of drug interaction potential

Effect of other drugs on Tafinlar:

In vitro results indicate that CYP2C8 and CYP3A4 are the primary CYP enzymes involved in the oxidative metabolism of dabrafenib while hydroxy-dabrafenib and desmethyl-dabrafenib are CYP3A4 substrates. Therefore, inhibitors or inducers of these enzymes have the potential to affect the PK of dabrafenib or its metabolites (see section 8 Interactions). Dabrafenib is a substrate of human Pgp and breast cancer resistance protein (BCRP) in vitro. However, these transporters have minimal impact on dabrafenib oral bioavailability and elimination, and the risk of a drug-drug interaction is minimal.

Effect of dabrafenib on other drugs:

In human hepatocytes, dabrafenib produced concentration-dependent increases in CYP2B6 and CYP3A4 mRNA levels up to 32 times the control levels. Dabrafenib is an *in vitro* inhibitor of human organic anion transporting polypeptide (OATP) 1B1 (OATP1B1) and OATP1B3 and clinical relevance cannot be excluded. Therefore, caution is recommended at co-administration of dabrafenib and OATP1B1 or OATP1B3 substrates such as statins. Although dabrafenib and its metabolites, hydroxy-dabrafenib, carboxy-dabrafenib and desmethyl-dabrafenib, were inhibitors of human organic anion transporter (OAT) 1 and OAT3 *in vitro*, the risk of a drug-drug interaction is minimal based on clinical exposure for OAT1, OAT3 and OCT2. For OATP1B1 and OATP1B3 the drug-drug interaction risk was assessed in a clinical study (see *section 8 Interactions*). Dabrafenib and desmethyl-dabrafenib were shown to be moderate inhibitors of human BCRP; however, based on clinical exposure, the risk of a drug-drug interaction is minimal. Neither dabrafenib nor its 3 metabolites were demonstrated to be inhibitors of Pgp *in vitro*.

Special populations

Pediatric patients (below 18 years)

The pharmacokinetics of dabrafenib in glioma and other solid tumors were evaluated in 243 pediatric patients (1 to < 18 years old) following single or repeat weight-adjusted dosing. Pharmacokinetic characteristics (drug absorption rate, metabolite ratios, drug clearance) of dabrafenib in pediatric patients are comparable to those of adults. Weight was found to influence dabrafenib oral clearance. The pharmacokinetic exposures of dabrafenib at the recommended weight-adjusted dosage in pediatric patients were within range of those observed in adults.

Geriatric patients (65 years of age or above)

Based on the population pharmacokinetic analysis, age had no significant effect on dabrafenib pharmacokinetics. Age greater than 75 years was a significant predictor of carboxy- and desmethyl-dabrafenib plasma concentrations with a 40% greater exposure in patients ≥ 75 years of age, relative to patients <75 years old.

Gender/Weight

Based on the adult population pharmacokinetic analysis, gender and weight were found to influence dabrafenib oral clearance; weight also impacted oral volume of distribution and distributional clearance. These pharmacokinetic differences were not considered clinically relevant for adult patients.

Race/Ethnicity

The population pharmacokinetic analysis showed no significant differences in the pharmacokinetics of dabrafenib between Asian and Caucasian patients. No dabrafenib dose adjustment is needed in Asian patients.

There are insufficient data to evaluate the potential effect of other race/ethnicities on dabrafenib pharmacokinetics.

Renal impairment

The pharmacokinetics of dabrafenib were characterised in 233 patients with mild renal impairment (GFR 60 to 89 mL/min/1.73 m²) and 30 patients with moderate renal impairment (GFR 30 to 59 mL/min/1.73 m²) enrolled in clinical trials using a population analysis. The effect of mild or moderate renal impairment on dabrafenib oral clearance was small (< 6 % for both categories) and not clinically relevant. In addition, mild and moderate renal impairment did not have a significant effect on hydroxy-, carboxy-, and desmethyl-dabrafenib plasma concentrations. No data are available in patients with severe renal impairment (*see section 4 Dosage Regimen and Administration*).

Hepatic impairment

The pharmacokinetics of dabrafenib were characterized in 65 patients with mild hepatic impairment (based on National Cancer Institute [NCI] classification) enrolled in clinical trials using a population analysis. Dabrafenib oral clearance was not significantly different between these patients and patients with normal hepatic function (4% difference). In addition, mild hepatic impairment did not have a significant effect on dabrafenib metabolite plasma concentrations. No data are available in patients with moderate to severe hepatic impairment (*see section 4 Dosage regimen and administration*).

12 Clinical Studies

Unresectable or metastatic melanoma

Tafinlar monotherapy

The efficacy and safety of Tafinlar in the treatment of adult patients with BRAF V600 mutation positive unresectable or metastatic melanoma have been evaluated in 3 studies (BRF113683 [BREAK-3], BRF113929 [BREAK-MB], and BRF113710 [BREAK-2]) including patients with BRAF V600E and/or V600K mutations.

Included in these studies were in total 402 subjects with BRAF V600E and 49 subjects with BRAF V600K mutation. Patients with melanoma driven by BRAF mutations other than V600E were excluded from the confirmatory trial and with respect to patients with the V600K mutation

in single arm studies the activity appears lower than in V600E tumours.

No data is available in patients with melanoma harbouring BRAF V600 mutations other than V600E and V600K. Efficacy of dabrafenib in subjects previously treated with a protein kinase inhibitor has not been investigated.

Previously untreated patients

The efficacy and safety of Tafenlar were evaluated in a Phase III randomised, open-label study [BREAK-3] comparing Tafenlar to dacarbazine (DTIC) in previously untreated patients with BRAF V600E mutation positive advanced (unresectable Stage III) or metastatic (Stage IV) melanoma. Screening included central testing of BRAF mutation V600E using a BRAF mutation assay conducted on the most recent tumour sample available.

The trial enrolled 250 patients randomised 3:1 to receive either Tafenlar 150 mg twice daily or intravenous DTIC 1000 mg/m² every 3 weeks. The primary objective for this study was to evaluate the efficacy of Tafenlar compared to DTIC with respect to progression-free survival (PFS) for patients with BRAF V600E mutation positive unresectable or metastatic melanoma. Patients on the DTIC arm were allowed to receive Tafenlar after independent radiographic confirmation of initial progression. Baseline characteristics were balanced between treatment groups. Sixty percent of patients were male and 99.6% were Caucasian; the median age was 52 years with 21 % of patients being ≥ 65 years, 98.4 % had an Eastern Cooperative Oncology Group (ECOG) status of 0 or 1, and 97 % of patients had metastatic disease.

At the pre-specified analysis with a 19 December 2011 data cut, a significant improvement in the primary endpoint of PFS (HR = 0.30; 95 % CI 0.18, 0.51; p < 0.0001) was achieved. Efficacy results from the primary analysis and a post-hoc analysis (25 June 2012) with 6-months additional follow up are summarized in Table 5. Overall survival data from a further post-hoc analysis based on a 31 January 2014 data cut are shown in Figure 1. The 12- and 24-month landmark OS rates for dabrafenib are 70% and 45%, respectively. Median OS at the 31 January 2014 data cutoff was 20.0 months (95% CI: 16.8-24.4).

Table 12-1 Efficacy in previously untreated patients (BREAK-3 Study, 25 June 2012)

	Data as of December 19, 2011		Data as of June 25, 2012	
	Dabrafenib N=187	DTIC N=63	Dabrafenib N=187	DTIC N=63
Progression-Free Survival (Investigator assessed)				
Median, months (95 % CI)	5.1 (4.9, 6.9)	2.7 (1.5, 3.2)	6.9 (5.2,9.0)	2.7 (1.5,3.2)

HR (95 % CI)	0.30 (0.18, 0.51) P < 0.0001		0.37 (0.24, 0.58) P < 0.0001	
Overall Response ^a				
% (95 % CI)	53 (45.5, 60.3)	19 (10.2, 30.9)	59 (51.4, 66.0)	24 (14, 36.2)
Duration of Response				
Median, months (95 % CI)	N=99 5.6 (4.8, NR)	N=12 NR (5.0, NR)	N=110 8.0 (6.6, 11.5)	N=15 7.6 (5.0, 9.7)

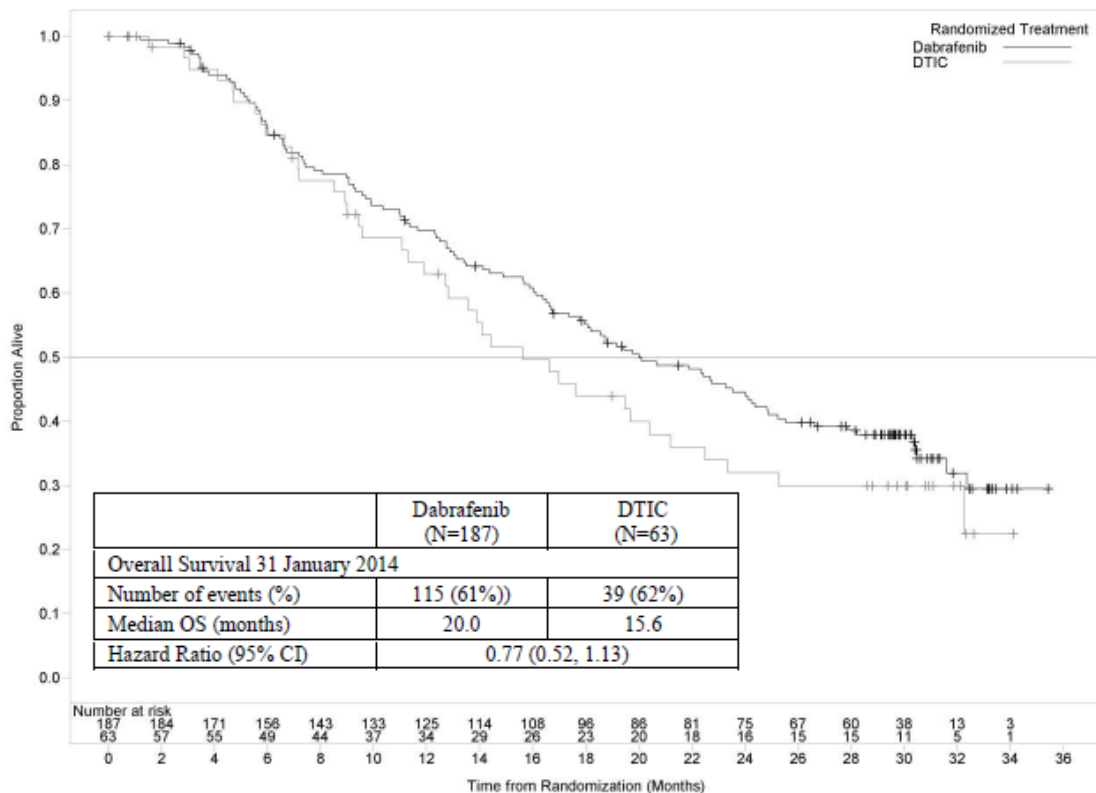
Abbreviations: CI: confidence interval; DTIC: dacarbazine; HR: hazard ratio; NR-not reached

a. Defined as confirmed complete + partial response

Note: As of the 25 June 2012 cut-off, thirty-five subjects (55.6%) of the 63 randomized to DTIC had crossed over to dabrafenib. Median PFS after cross-over was 4.4 months.

As of the 25 June 2012 cut-off 63% of subjects randomized to dabrafenib and 79% of subjects randomized to DTIC had progressed or died.

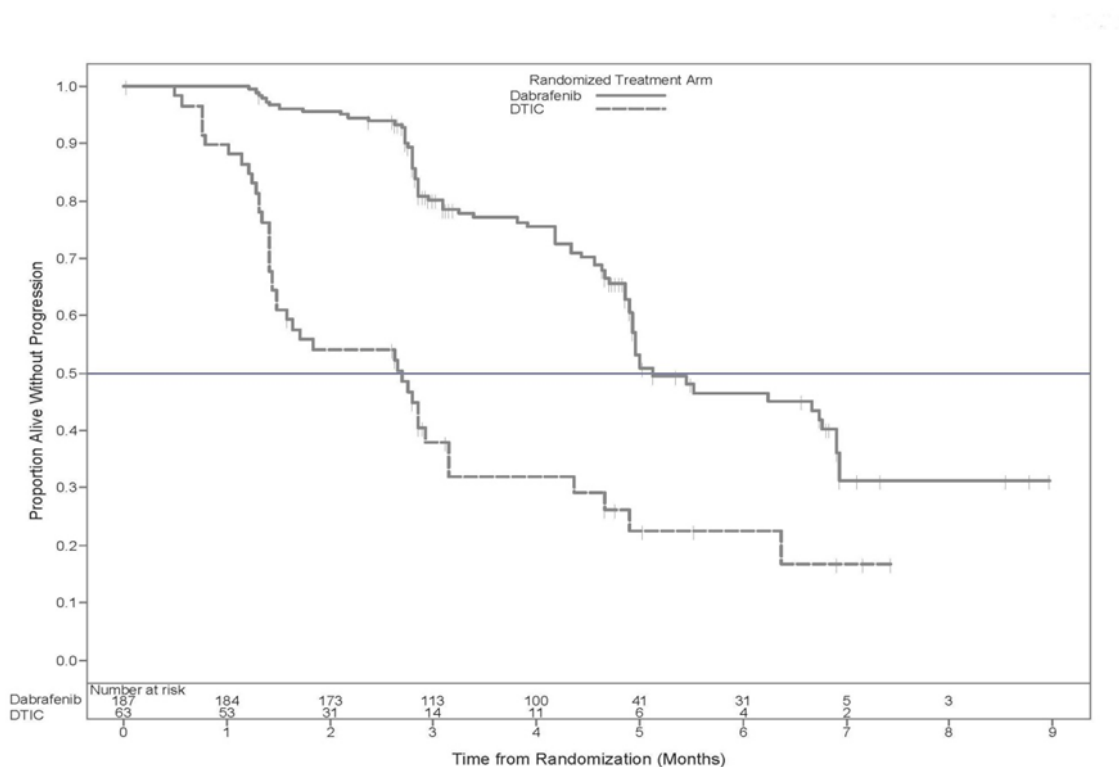
Figure 12-1 Kaplan-Meier curves of overall survival (BREAK-3) (31 January 2014)



The primary analysis was based on a 118 events at the time of the data cut off. Efficacy results are summarized in Table 12-1 and Figure 12-1.

Twenty-eight patients (44 %) randomized to DTIC crossed over to Tafenlar following independently verified disease progression. Median time on Tafenlar after cross-over was 2.8 months and unconfirmed ORR was 46 %.

Figure 12-2 BREAK-3 Kaplan Meier investigator-assessed progression-free survival curves (ITT population)



Patients with brain metastases

BREAK-MB was a multi-center, open-label, two-cohort, Phase II study designed to evaluate the intracranial response of Tafenlar in patients with histologically confirmed (Stage IV) BRAF-mutation positive (V600E or V600K) melanoma metastatic to the brain. Patients were enrolled into Cohort A (patients with no prior local therapy for brain metastasis) or Cohort B (patients who received prior local therapy for brain metastasis). The results are summarized in Table 12-2.

Table 12-2 Efficacy data by investigator assessment from the BREAK-MB study

	All Treated Patients Population			
	BRAF V600E (Primary)		BRAF V600K	
Endpoints/ Assessment	Cohort A N=74	Cohort B N=65	Cohort A N=15	Cohort B N=18
Overall intracranial response rate, % (95 % CI) ^a				
	39% (28.0, 51.2) P < 0.001 ^b	31% (19.9, 43.4) P < 0.001 ^b	7% (0.2, 31.9)	22% (6.4, 47.6)
Duration of intracranial response, median, months (95% CI)				
	N=29 4.6 (2.8, NR)	N=20 6.5 (4.6, 6.5)	N=1 2.9 (NR, NR)	N=4 3.8 (NR, NR)
Overall response, % (95% CI) ^a				
	38% (26.8, 49.9)	31% (19.9, 43.4)	0 (0, 21.8)	28% (9.7, 53.5)
Duration of response, median, months (95% CI)				
	N=28 5.1 (3.7, NR)	N=20 4.6 (4.6, 6.5)	NA	N=5 3.1 (2.8, NR)
Progression-free survival, median, months (95% CI)				
	3.7 (3.6, 5.0)	3.8 (3.6, 5.5)	1.9 (0.7, 3.7)	3.6 (1.8, 5.2)
Overall survival, median, months (95% CI)				
Median, months	7.6 (5.9, NR)	7.2 (5.9, NR)	3.7 (1.6, 5.2)	5.0 (3.5, NR)

Abbreviations: CI: confidence interval; INV: investigator-assessed; NR: not reached; NA: not applicable

a - Confirmed response.

b –This study was designed to support or reject the null hypothesis of OIRR ≤10% (based on historical results) in favour of the alternative hypothesis of OIRR ≥ 30% in BRAF V600E positive patients.

Patients who were previously untreated or failed at least one prior systemic therapy

BRF113710 (BREAK-2) was a multi-center, global, open-label, single-arm, Phase II study that enrolled 92 patients with histologically confirmed metastatic melanoma (Stage IV) with confirmed BRAF V600E or V600K mutation-positive melanoma. Patients were treatment-naïve (N = 15) or received prior treatment (N = 77) in the metastatic setting (i.e., chemotherapy, immunotherapy, prior targeted therapy).

The investigator assessed confirmed response rate in the primary efficacy population of patients with BRAF V600E metastatic melanoma (N=76) was 59 % (95% CI: 48.2, 70.3) including 7 % complete response. Median PFS was 6.3 months (95% CI: 4.6, 7.7) and the median duration of response was 5.2 months (95 % CI: 3.9, not calculable). Prior systemic therapy did not appear to significantly impact response. The investigator assessed confirmed response rate in a secondary efficacy population of patients with BRAF V600K mutation positive metastatic melanoma (N=16) was 13 % (95% CI: 0.0, 28.7) with a median duration of response of 5.3 months (95 % CI: 3.7, 6.8). There were no complete responses in the V600K patient population.

Tafinlar in combination with Mekinist

The efficacy and safety of the recommended dose of Tafinlar (150 mg twice daily) in combination with trametinib (2 mg once daily) for the treatment of adult patients with unresectable or

metastatic melanoma with a BRAF V600 mutation was studied in two pivotal Phase III studies.

MEK115306 (COMBI-d)

MEK115306 (COMBI-d) was a Phase III, randomized, double-blind study comparing the combination of Tafenlar and trametinib to Tafenlar and placebo as first-line therapy for patients with unresectable (Stage IIIC) or metastatic (Stage IV) BRAF V600E/K mutation-positive cutaneous melanoma. The primary endpoint of the study was investigator assessed progression-free survival (PFS) with a key secondary endpoint of overall survival (OS). Patients were stratified by lactate dehydrogenase (LDH) level ($>$ the upper limit of normal (ULN) versus \leq ULN) and BRAF mutation (V600E versus V600K).

A total of 423 patients were randomized 1:1 to either the combination therapy arm (Tafenlar 150 mg twice daily and trametinib 2 mg once daily) (N=211) or Tafenlar monotherapy arm (150 mg twice daily) (N=212). Baseline characteristics were balanced between treatment groups. Most patients were Caucasian ($>99\%$) and male (53%), with a median age of 56 years (28% were ≥ 65 years). The majority of patients had Stage IVM1c disease (67%). Most patients had LDH \leq ULN (65%). ECOG performance status of 0 (72%), and visceral disease (73%) at baseline. Most patients had the BRAF V600E mutation (85 %); the remaining 15% of patients had the BRAF V600K mutation. Patients with brain metastases were not included in the trial.

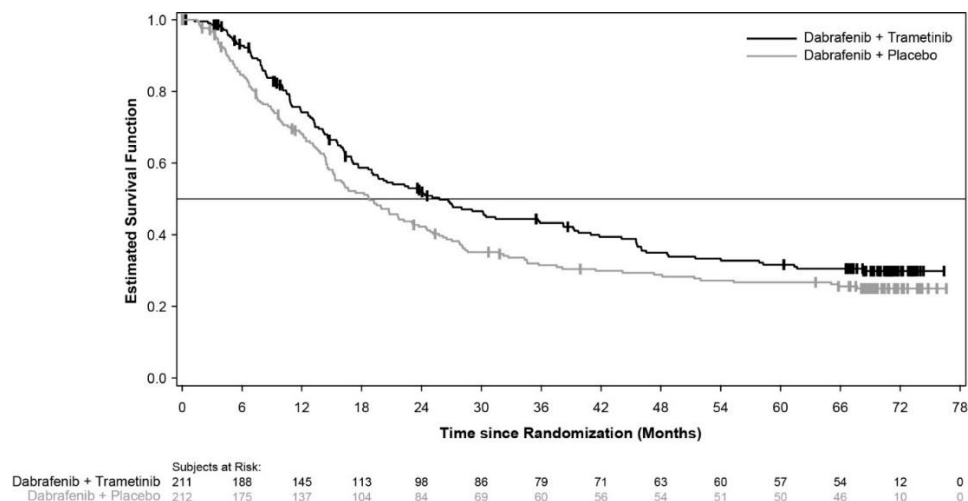
Median OS and estimated 1-year, 2-year, 3-year, 4 year and 5-year survival rates are presented in Table 12-3. An OS analysis at 5 years demonstrated continued benefit for the combination of dabrafenib and trametinib compared with dabrafenib monotherapy; the median OS for the combination arm was approximately 7 months longer than for dabrafenib monotherapy (25.8 months versus 18.7 months) with 5-year survival rates of 32% for the combination versus 27% for dabrafenib monotherapy (Table 12-3, Figure 12-3). The Kaplan-Meier OS curve appears to stabilize from 3 to 5 years (see Figure 12-3). The 5-year overall survival rate was 40% (95% CI: 31.2, 48.4) in the combination arm versus 33% (95% CI: 25.0, 41.0) in the dabrafenib monotherapy arm for patients who had a normal lactate dehydrogenase level at baseline, and 16% (95% CI: 8.4, 26.0) in the combination arm versus 14% (95% CI: 6.8, 23.1) in the dabrafenib monotherapy arm for patients with an elevated lactate dehydrogenase level at baseline.

Table 12-3 Overall Survival results for Study MEK115306 (COMBI-d)

	OS analysis*		3-year OS analysis*		5-year OS analysis*	
	Dabrafenib + Trametinib (n=211)	Dabrafenib + Placebo (n=212)	Dabrafenib + Trametinib (n=211)	+Dabrafenib + Placebo (n=212)	Dabrafenib + Trametinib (n=211)	+Dabrafenib + Placebo (n=212)
Number of Patients						
Died (event), n (%)	99 (47)	123 (58)	114 (54)	139 (66)	135 (64)	151 (71)
Estimates of OS (months)						
Median (95% CI)	25.1 (19.2, NR)	18.7 (15.2, 23.7)	26.7 (19.0, 38.2)	18.7 (15.2, 23.1)	25.8 (19.2, 38.2)	18.7 (15.2, 23.1)
Hazard ratio (95% CI)	0.71 (0.55, 0.92)		0.75 (0.58, 0.96)		0.80 (0.63, 1.01)	
p-value	0.011		NA		NA	
Overall survival Estimate, % (95% CI)	Dabrafenib + Trametinib (n=211)			Dabrafenib + placebo (n=212)		
At 1 year	74 (66.8, 79.0)			68 (60.8, 73.5)		
At 2 years	52 (44.7, 58.6)			42 (35.4, 48.9)		
At 3 years	43 (36.2, 50.1)			31 (25.1, 37.9)		
At 4 years	35 (28.2, 41.8)			29 (22.7, 35.2)		
At 5 years	32 (25.1, 38.3)			27 (20.7, 33.0)		

*OS analysis data cut-off: 12-Jan-2015, 3-year OS analysis data cut-off: 15-Feb-2016, 5-year OS analysis data cut-off: 10-Dec-2018

NR = Not reached, NA = Not applicable

Figure 12-3 COMBI-d-Kaplan-Meier overall survival curves (ITT Population)

Clinically meaningful improvements for the primary endpoint of PFS were sustained over a 5-year timeframe in the combination arm compared to dabrafenib monotherapy. Clinically meaningful improvements were also observed for overall response rate (ORR) and a longer duration of response (DoR) was observed in the combination arm compared to dabrafenib

monotherapy (Table 12-4).

Table 12-4 Investigator-assessed efficacy results for MEK115306 (COMBI-d) study (primary data cut and final data cut)

Endpoint s	Primary Analysis*		Updated Analysis*		3-Year Analysis*		5-Year Analysis*	
	Dabrafeni b + Trametinib (n=211)	Dabrafeni b + Placebo (n=212)	Dabrafeni b + Trametinib (n=211)	Dabrafeni b + Placebo (n=212)	Dabrafeni b + Trametinib (n=211)	Dabrafenib + Placebo (n=212)	Dabrafeni b + Trametinib (n=211)	Dabrafeni b + Placebo (n=212)
Investigator-Assessed PFS								
Progressi ve disease or death, n (%)	102 (48)	109 (51)	139 (66)	162 (76)	153 (73)	168 ^f (79)	160 (76)	166 ^f (78)
Median, months (95% CI ^a)	9.3 (7.7, 11.1)	8.8 (5.9, 10.9)	11.0 (8.0, 13.9)	8.8 (5.9, 9.3)	10.2 (8.0, 12.8)	7.6 (5.8, 9.3)	10.2 (8.1, 12.8)	8.8 (5.9, 9.3)
Hazard Ratio (95% CI)	0.75 (0.57, 0.99)		0.67 (0.53, 0.84)		0.71 (0.57, 0.88)		0.73 (0.59, 0.91)	
<i>P</i> value (log-rank test)	0.035		<0.001		NA		NA	
Overall Response Rate ^b (%) 95% CI	67 (59.9, 73.0)	51 (44.5,58.4)	69 (61.8, 74.8)	53 (46.3, 60.2)	68 (61.5, 74.5)	55 (47.8, 61.5)	69 (62.5, 75.4)	54 (46.8, 60.6)
Difference in response rate (CR ^c +PR ^c), % 95% CI for difference <i>P</i> value	15 ^d 5.9, 24.5 0.0015		15 ^d 6.0, 24.5 0.0014 ^g		NA		NA	
Duration of Response (months)								
<i>Median</i> (95% CI)	9.2 ^e (7.4, NR)	10.2 ^e (7.5, NR)	12.9 (9.4,19.5)	10.6 (9.1,13.8)	12.0 (9.3, 17.1)	10.6 (8.3, 12.9)	12.9 (9.3, 18.4)	10.2 (8.3, 13.8)

*Primary analysis data cut-off: 26-Aug-2013, Final analysis data cut-off: 12-Jan-2015, 3-year analysis data cut-off: 15-Feb-2016, 5-year analysis data cut-off: 10-Dec-2018

a- Confidence interval

b- Overall Response Rate = Complete Response + Partial Response

c- CR: Complete Response, PR: Partial Response

d- ORR difference calculated based on the ORR result not rounded

e- At the time of the reporting the majority (≥59%) of investigator-assessed responses were still ongoing

f- Two patients were counted as progressed or died in the 3-year analysis but had an extended time without adequate assessment prior to the events, meaning they were censored in the 5-year analysis.

g - Updated analysis was not pre-planned and the p-value was not adjusted for multiple testing.

NR = Not reached

NA = Not applicable

MEK116513 (COMBI-v)

Study MEK116513 was a two-arm, randomized, open-label, Phase III study comparing Tafenlar and trametinib combination therapy with vemurafenib monotherapy in BRAF V600 mutation-positive unresectable or metastatic melanoma. The primary endpoint of the study was overall survival. Patients were stratified by lactate dehydrogenase (LDH) level (> the upper limit of normal (ULN) versus ≤ ULN) and BRAF mutation (V600E versus V600K).

A total of 704 patients were randomized 1:1 to either the combination therapy arm (Tafenlar 150 mg twice daily and trametinib 2 mg once daily) or the vemurafenib monotherapy arm (960 mg twice daily). Most patients were Caucasians (>96%) and male (55%), with a median age of 55 years (24% were ≥ 65 years). The majority of patients had Stage IV M1c disease (61%). Most patients had LDH ≤ ULN (67%), ECOG performance status of 0 (70%), and visceral disease (78%) at baseline. Overall, 54% of patients had <3 disease sites at Baseline. The majority of patients had a BRAF V600E mutation (89%). Patients with brain metastases were not included in the trial.

An OS analysis at 5 years demonstrated continued benefit for the combination of dabrafenib and trametinib compared with vemurafenib monotherapy; the median OS for the combination arm was approximately 8 months longer than the median OS for vemurafenib monotherapy (26.0 months versus 17.8 months) with 5-year survival rates of 36% for the combination versus 23% for vemurafenib monotherapy (Table 12-5, Figure 12-4). The Kaplan-Meier OS curve appears to stabilize from 3 years to 5 years (see Figure 12-4). The 5-year overall survival rate was 46% (95% CI: 38.8, 52.0) in the combination arm versus 28% (95% CI: 22.5, 34.6) in the vemurafenib monotherapy arm for patients who had a normal lactate dehydrogenase level at baseline, and 16% (95% CI: 9.3, 23.3) in the combination arm versus 10% (95% CI: 5.1, 17.4) in the vemurafenib monotherapy arm for patients with an elevated lactate dehydrogenase level at baseline.

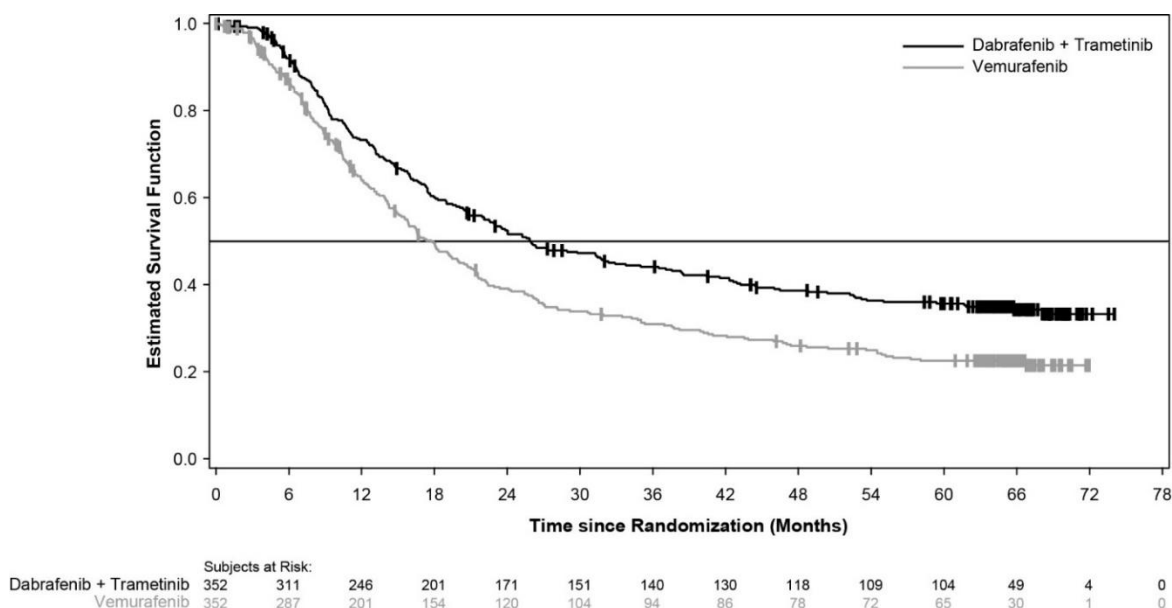
Table 12-5 Overall Survival results for Study MEK116513 (COMBI-v)

	OS analysis*		3-year OS analysis*		5-year OS analysis*	
	Dabrafenib + Trametinib (n=352)	Vemurafenib (n=352)	Dabrafenib + Trametinib (n=352)	Vemurafenib (n=352)	Dabrafenib + Trametinib (n=352)	Vemurafenib (n=352)
Number of patients						
Died (event), n (%)	100 (28)	122 (35)	190 (54)	224 (64)	216 (61)	246 (70)
Estimates of OS (months)						
Median (95% CI)	NR (18.3, NR)	17.2 (16.4, NR)	26.1 (22.6, 35.1)	17.8 (15.6, 20.7)	26.0 (22.1, 33.8)	17.8 (15.6, 20.7)
Adjusted hazard ratio (95% CI)	0.69 (0.53, 0.89)		0.68 (0.56, 0.83)		0.70 (0.58, 0.84)	
p-value	0.005		NA		NA	
Overall survival Estimate, % (95% CI)	Dabrafenib + Trametinib (n=352)		Vemurafenib (n=352)			
At 1 year	72 (67, 77)		65 (59, 70)			
At 2 years	53 (47.1, 57.8)		39 (33.8, 44.5)			
At 3 years	44 (38.8, 49.4)		31 (25.9, 36.2)			
At 4 years	39 (33.4, 44.0)		26 (21.3, 31.0)			
At 5 years	36 (30.5, 40.9)		23 (18.1, 27.4)			

NR = Not reached, NA = Not applicable

* Primary OS analysis data cut-off: 17-Apr-2014, 3-year OS analysis data cut-off: 15-Jul-2016, 5-year data cut-off: 8-Oct-2018.

Figure 12-4 COMBI-v - Kaplan-Meier overall survival curves (ITT Population)



Clinically meaningful improvements for the secondary endpoint of PFS were sustained over a 5-year timeframe in the combination arm compared to vemurafenib monotherapy. Clinically meaningful improvements were also observed for overall response rate (ORR) and a longer duration of response (DoR) was observed in the combination arm compared to vemurafenib monotherapy (Table 12-6)

Table 12-6 Investigator-assessed efficacy results for MEK116513 (COMBI-v) study

Endpoint	Primary Analysis*		3-year analysis*		5-year analysis*	
	Dabrafenib + Trametinib (n=352)	Vemurafenib (n=352)	Dabrafenib + Trametinib (n=352)	Vemurafenib (n=352)	Dabrafenib + Trametinib (n=352)	Vemurafenib (n=352)
Investigator-Assessed PFS						
Progressive disease or death, n (%)	166 (47)	217 (62)	250 (71)	257 (73)	257 (73)	259 (74)
Median, months (95% CI)	11.4 (9.9, 14.9)	7.3 (5.8, 7.8)	12.1 (9.7, 14.7)	7.3 (5.7, 7.8)	12.1 (9.7, 14.7)	7.3 (6.0, 8.1)
Hazard Ratio (95% CI)	0.56 (0.46, 0.69)		0.61 (0.51, 0.73)		0.62 (0.52, 0.74)	
P value	<0.001		NA		NA	

Endpoint	Primary Analysis*		3-year analysis*		5-year analysis*	
	Dabrafenib + Trametinib (n=352)	Vemurafenib (n=352)	Dabrafenib + Trametinib (n=352)	Vemurafenib (n=352)	Dabrafenib + Trametinib (n=352)	Vemurafenib (n=352)
Overall Response Rate 95% CI	64 (59.1, 69.4)	51 (46.1, 56.8)	67 (61.9, 71.9)	53 (47.8, 58.4)	67 (62.2, 72.2)	53 (47.2, 57.9)
Difference in response rate (CR+PR), % 95% CI for difference	13 (5.7, 20.2)		NA		NA	
P value	0.0005		NA		NA	
Duration of Response (months)						
Median (95% CI)	13.8 (11.0, NR)	7.5 (7.3, 9.3)	13.8 (11.3, 17.7)	7.9 (7.4, 9.3)	13.8 (11.3, 18.6)	8.5 (7.4, 9.3)

Primary analysis data cut-off: 17-Apr-2014, 3-year analysis data cut-off: 15-Feb-2016, 5-year analysis data cut-off: 8-Oct -2018
PFS = Progression Free Survival; NR = Not reached

BRF117277 / DRB436B2204 (COMBI-MB)

The efficacy and safety of Tafenlar in combination with Mekinist in patients with BRAF mutant-positive melanoma that has metastasized to the brain was studied in a non-randomized, open-label, multi-center, Phase II study (COMBI-MB study).

A total of 125 patients were enrolled into four cohorts:

- Cohort A: patients with BRAF V600E mutant melanoma with asymptomatic brain metastases without prior local brain-directed therapy and ECOG performance status of 0 or 1.
- Cohort B: patients with BRAF V600E mutant melanoma with asymptomatic brain metastases with prior local brain-directed therapy and ECOG performance status of 0 or 1.
- Cohort C: patients with BRAF V600D/K/R mutant melanoma with asymptomatic brain metastases, with or without prior local brain-directed therapy and ECOG performance status of 0 or 1.
- Cohort D: patients with BRAF V600D/E/K/R mutant melanoma with symptomatic brain metastases, with or without prior local brain-directed therapy and ECOG performance status of 0 or 1 or 2.

The primary endpoint of the study was intracranial response in Cohort A, defined as the percentage of patients with a confirmed intracranial response assessed by the investigator using modified Response Evaluation Criteria in Solid Tumours (RECIST) version 1.1. Efficacy results are summarised in Table 12-7. Secondary endpoints were duration of intracranial response, ORR, PFS and OS. Efficacy results are summarized in Table 12-5. Due to small sample size reflected by wide 95% CIs, the results in cohorts B, C, and D should be interpreted with caution. BRAF

V600K was the predominant mutation in cohort C and BRAF V600E was the predominant mutation in cohort D; and there were no BRAF V600D mutations observed.

Table 12-7 COMBI-MB - Efficacy data by investigator assessment

	All treated patients population			
Endpoints/ assessment	Cohort A N=76	Cohort B N=16	Cohort C N=16	Cohort D N=17
Intracranial response rate, % (95 % CI)				
	59% (47.3, 70.4)	56% (29.9, 80.2)	44% (19.8, 70.1)	59% (32.9, 81.6)
Duration of intracranial response, median, months (95% CI)				
	6.5 (4.9, 8.6)	7.3 (3.6, 12.6)	8.3 (1.3, 15.0)	4.5 (2.8, 5.9)
ORR, % (95% CI)				
	59% (47.3, 70.4)	56% (29.9, 80.2)	44% (19.8, 70.1)	65% (38.3, 85.8)
PFS, median, months (95% CI)				
	5.7 (5.3, 7.3)	7.2 (4.7, 14.6)	3.7 (1.7, 6.5)	5.5 (3.7, 11.6)
OS, median, months (95% CI)				
Median, months	10.8 (8.7, 17.9)	24.3 (7.9, NR)	10.1 (4.6, 17.6)	11.5 (6.8, 22.4)
<i>CI = Confidence Interval NR = Not Reported</i>				

- In cohort A, 3 patients were found to have the BRAF V600K mutation upon central confirmation.
- In cohort C, 14 patients had the BRAF V600K mutation, and 2 patients had the BRAF V600R mutation.
- In cohort D, 15 patients had the BRAF V600E mutation, 1 patient had the BRAF V600K mutation and 1 patient had the BRAF V600R mutation.

Adjuvant treatment of melanoma

Study BRF115532 / DRB436F2301 (COMBI-AD)

The efficacy and safety of Tafinlar in combination with Mekinist was studied in a Phase III, multicenter, randomized, double-blind, placebo-controlled study in patients with Stage III melanoma with a BRAF V600 mutation, following complete resection.

Patients were randomized 1:1 to receive either dabrafenib and trametinib combination therapy (Tafinlar 150 mg twice daily and Mekinist 2 mg once daily) or two placebos for a period of 12 months. Enrollment required complete resection of melanoma with complete lymphadenectomy within 12 weeks prior to randomization. Any prior systemic anti-cancer

treatment, including radiotherapy, was not allowed. Patients with a history of prior malignancy, if disease free for at least 5 years, were eligible. Patients presenting with malignancies with confirmed activating RAS mutations were not eligible. Patients were stratified by BRAF mutation status (V600E or V600K) and stage of disease prior to surgery (by Stage III sub-stage, indicating different levels of lymph node involvement and primary tumor size and ulceration). The primary endpoint was investigator-assessed relapse-free survival (RFS), defined as the time from randomization to disease recurrence or death from any cause. Radiological tumor assessment was conducted every 3 months for the first two years and every 6 months thereafter, until first relapse was observed. Secondary endpoints include overall survival (OS; key secondary endpoint) and distant metastasis-free survival (DMFS).

A total of 870 patients were randomized to the combination therapy (n=438) and placebo (n=432) arms. Most patients were Caucasian (99%) and male (55%), with a median age of 51 years (18% were ≥65 years). The study included patients with all sub-stages of Stage III disease prior to resection; 18% of these patients had lymph node involvement only identifiable by microscope and no primary tumor ulceration. The majority of patients had a BRAF V600E mutation (91%). The median duration of follow-up at the time of the primary analysis was 2.83 years in the dabrafenib and trametinib combination arm and 2.75 years in the placebo arm.

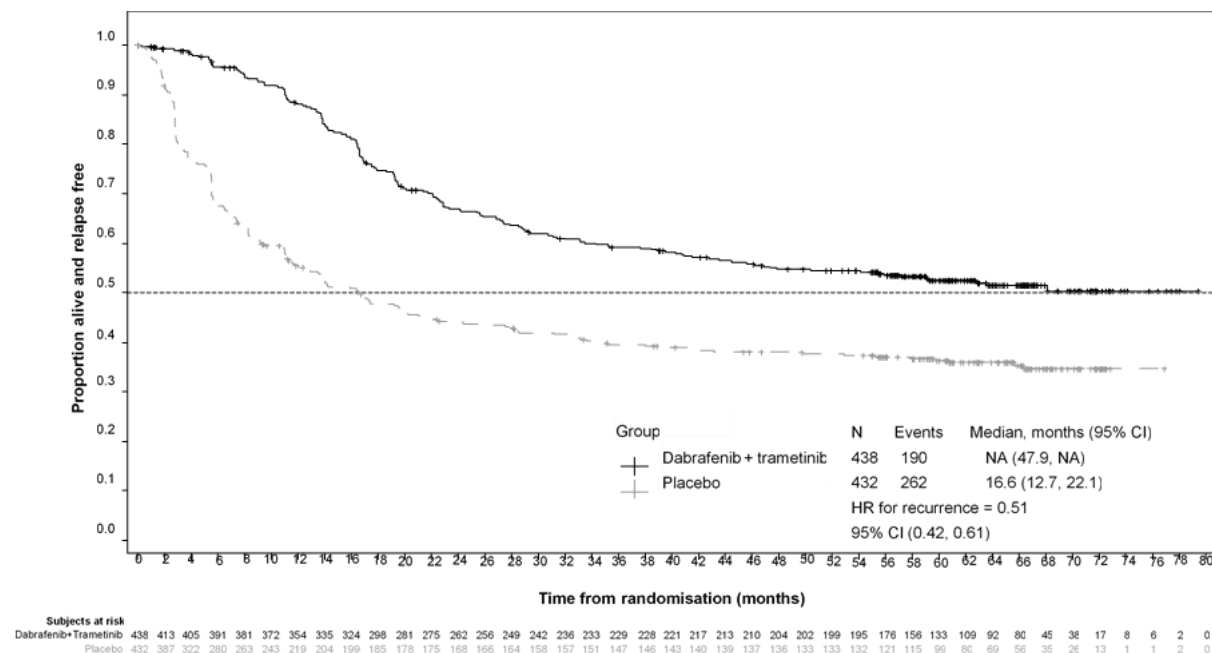
Results for the primary analysis of RFS are presented in Table 12-8. The study showed a statistically significant difference for the primary outcome of investigator-assessed RFS between treatment arms, with an estimated 53% risk reduction in the dabrafenib and trametinib combination arm as compared to the placebo arm (HR=0.47; 95% CI: 0.39, 0.58; $p=1.53 \times 10^{-14}$). Results were consistent across subgroups, including stratification factors for disease stage and BRAF V600 mutation type. Median RFS was 16.6 months for the placebo arm and was not reached for the combination arm at the time of the primary analysis.

Table 12-8 COMBI-AD primary analysis – Relapse-free survival results

	Dabrafenib + Trametinib	Placebo
RFS parameter	N=438	N=432
Number of events, n (%)	166 (38%)	248 (57%)
Recurrence	163 (37%)	247 (57%)
Relapsed with distant metastasis	103 (24%)	133 (31%)
Death	3 (<1%)	1 (<1%)
Median (months) (95% CI)	NE (44.5, NE)	16.6 (12.7, 22.1)
Hazard ratio ^[1] (95% CI) p-value ^[2]	0.47 (0.39, 0.58) 1.53×10^{-14}	
1-year rate (95% CI)	0.88 (0.85, 0.91)	0.56 (0.51, 0.61)
2-year rate (95% CI)	0.67 (0.63, 0.72)	0.44 (0.40, 0.49)
3-year rate (95% CI)	0.58 (0.54, 0.64)	0.39 (0.35, 0.44)
<p>[1] Hazard ratio is obtained from the stratified Pike model.</p> <p>[2] P-value is obtained from the two-sided stratified log-rank test (stratification factors were disease stage – IIIA vs. IIIB vs. IIIC – and BRAF V600 mutation type – V600E vs. V600K)</p> <p>NE = not estimable</p>		

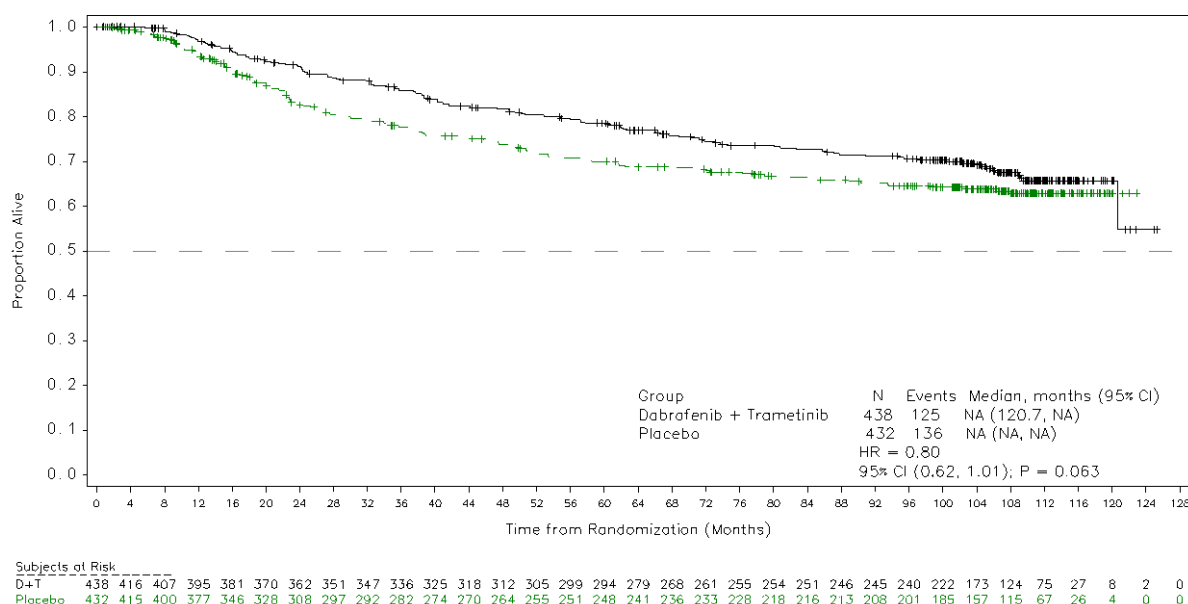
Based on updated data with an additional 29 months of follow-up compared to the primary analysis (minimum follow-up of 59 months), the RFS benefit was maintained with an estimated HR of 0.51 (95% CI: 0.42, 0.61) (Figure 12-5). The 5-year RFS rate was 52% (95% CI: 48, 58) in the combination arm compared to 36% (95% CI: 32, 41) in the placebo arm.

Figure 12-5 COMBI-AD – Investigator-assessed relapse-free survival Kaplan-Meier curves (ITT Population)



The median duration of follow up at the time of the final overall survival analysis was 8.3 years in the combination arm and 6.9 years in the placebo arm. The estimated hazard ratio for overall survival was 0.80 (95% CI: 0.62, 1.01; p=0.063) with 125 events (29%) in the combination arm and 136 events (31%) in the placebo arm. Estimated 5-year overall survival rates were 79% in the combination arm and 70% in the placebo arm, and estimated 10-year overall survival rates were 66% in the combination arm and 63% in the placebo arm. In patients who went on to receive subsequent anti-cancer therapies after study treatment, therapies included targeted therapy in 21% in the combination arm and 37% in the placebo arm, and immunotherapy in 29% in the combination arm and 29% in the placebo arm. The Kaplan-Meier curves for the final overall survival analysis are shown in Figure 12-6.

Figure 12-6 COMBI-AD – Overall survival Kaplan-Meier curves (ITT Population)



Prior BRAF inhibitor therapy

There are limited data in patients taking the combination of dabrafenib with trametinib who have progressed on a prior BRAF inhibitor.

Part B of study BRF113220 included a cohort of 26 patients that had progressed on a BRAF inhibitor. The trametinib 2 mg once daily and dabrafenib 150 mg twice daily combination demonstrated limited clinical activity in patients who had progressed on a BRAF inhibitor (see section *Warnings and Precautions*). The investigator-assessed confirmed response rate was 15% (95% CI: 4.4, 34.9) and the median PFS was 3.6 months (95% CI: 1.9, 5.2). Similar results were seen in the 45 patients who crossed over from dabrafenib monotherapy to the trametinib 2 mg once daily and dabrafenib 150 mg twice daily combination in Part C of this study. In these patients a 13% (95% CI: 5.0, 27.0) confirmed response rate was observed with a median PFS of 3.6 months (95% CI: 2, 4).

Advanced NSCLC

Study E2201 (BRF113928)

The efficacy and safety of Tafenlar in combination with Mekinist was studied in a Phase II, three-cohort, multicenter, non-randomized, open-label study enrolling patients with Stage IV BRAF V600E mutant NSCLC.

The primary endpoint was the investigator-assessed overall response rate (ORR) using the ‘Response Evaluation Criteria In Solid Tumors’ (RECIST 1.1 assessed by the investigator). Secondary endpoints included duration of response (DoR), progression-free survival (PFS), overall survival (OS), safety and population pharmacokinetics. ORR, DoR and PFS were also assessed by an Independent Review Committee (IRC) as a sensitivity analysis.

Cohorts were enrolled sequentially:

- Cohort A: Monotherapy (Tafinlar 150 mg twice daily): 84 patients enrolled. 78 patients had previous systemic treatment for their metastatic disease.
- Cohort B (n=57): Combination therapy (Tafinlar 150 mg twice daily and trametinib 2 mg once daily): 59 patients enrolled. 57 patients had previously received one to three lines of systemic treatment for their metastatic disease. Two patients did not have any previous systemic treatment and were included in the analysis for patients enrolled in Cohort C.
- Cohort C (n=36): Combination therapy (Tafinlar 150 mg twice daily and Mekinist 2 mg once daily): 34 patients enrolled (note: the two patients from Cohort B that did not have any previous systemic treatment were included in the analysis for patients enrolled in Cohort C for a total of 36 patients). All patients received study medication as first line treatment for metastatic disease.

Among the total of 93 patients who were enrolled in the combination therapy in Cohorts B and C most patients were Caucasians (n=79, 85%). There was a similar female to male ratio (54% vs 46%). The median age was 64 years in patients who had at least one prior therapy and 68 years in patients who were treatment naïve for their advanced disease. Most patients (n=87, 94%) enrolled in the combination therapy treated Cohorts had an ECOG performance status of 0 or 1. Twenty-six (26) patients (28%) had never smoked. Ninety-one 91 patients (97.8%) had a non-squamous histology. In the pre-treated population, 38 patients (67%) had one line of systemic anti-cancer therapy for metastatic disease.

At the time of the primary analysis, the primary endpoint, the investigator-assessed ORR, was 61.1% (95% CI, 43.5, 76.9) in the first-line population and 66.7% (95% CI, 52.9%, 78.6%) in the previously treated population. These results met the statistical significance to reject the null hypothesis that the ORR of Mekinist in combination with Tafinlar for both NSCLC population was less than or equal to 30%.

The ORR results assessed by IRC were consistent to the investigator assessment (Table 12-9).

The efficacy of the combination with trametinib was superior when indirectly compared to Tafinlar monotherapy in Cohort A. The final analysis of efficacy performed 5 years after last subject first dose is presented in Table 12-9.

Table 12-9 Efficacy Results in Patients with BRAF V600E NSCLC

Endpoint	Analysis	Combination First Line N=36	Combination Second Line Plus N=57
Overall confirmed response n (%) (95% CI)	By Investigator	23 (63.9%) (46.2, 79.2)	39 (68.4%) (54.8, 80.1)
	By IRC	23 (63.9%) (46.2, 79.2)	36 (63.2%) (49.3, 75.6)
Median DoR, months	By Investigator	10.2	9.8

Endpoint	Analysis	Combination First Line N=36	Combination Second Line Plus N=57
(95% CI)		(8.3, 15.2)	(6.9, 18.3)
	By IRC	15.2 (7.8, 23.5)	12.6 (5.8, 26.2)
Median PFS, months (95% CI)	By Investigator	10.8 (7.0, 14.5)	10.2 (6.9, 16.7)
	By IRC	14.6 (7.0, 22.1)	8.6 (5.2, 16.8)
Median OS, months (95% CI)	-	17.3 (12.3, 40.2)	18.2 (14.3, 28.6)

Tafinlar Monotherapy:

At the time of the primary objective analysis for Cohort A, ORR as per investigator assessment was observed in 32.1% of second line plus all treated patients (95% CI: 21.9, 43.6). Partial response was the best response among all these patients. At a subsequent data cut for mature DoR, the estimated median DoR was 9.6 months (95% CI: 5.4, 15.2). The estimated median PFS was 5.5 months (95% CI: 3.4, 7.3). With an additional 18 months of follow-up from the primary objective analysis for Cohort A to determine a mature OS, the estimated median OS was 12.7 months (95% CI: 7.3, 16.3).

Locally advanced or metastatic anaplastic thyroid cancer

Study BRF117019 / CDRB436X2201

The efficacy and safety of Tafinlar in combination with Mekinist was studied in a Phase II, nine-cohort, multicenter, non-randomized, open-label study in patients with rare cancers with the BRAF V600E mutation, including locally advanced or metastatic anaplastic thyroid cancer (ATC).

The study had pre-specified interim analyses that were performed approximately every 12 weeks. Patients received Tafinlar 150 mg twice daily and Mekinist 2 mg once daily. The primary endpoint was the investigator-assessed overall response rate (ORR) using the 'Response Evaluation Criteria In Solid Tumors' (RECIST 1.1 assessed by the investigator). Secondary endpoints included duration of response (DoR), progression-free survival (PFS), overall survival (OS), and safety. ORR, DoR, and PFS were also assessed by an Independent Review Committee (IRC).

Thirty-six patients were enrolled and were evaluable for response in the ATC cohort. The median age was 71 years (range: 47 to 85); 44% were male, 50% white, 44% Asian; and 94% had ECOG performance status of 0 or 1. Prior anti-cancer treatments included surgery (n=30, 83%), external beam radiotherapy (n=30, 83%), and systemic therapy (n=24, 67%) for ATC. Central laboratory testing confirmed the BRAF V600E mutation in 33 patients (92%).

For the primary endpoint, the investigator-assessed ORR was 56% (95% CI: 38.1, 72.1) in the ATC cohort. The ORR results assessed by IRC and investigator assessment were consistent (Table 12-8).

Responses were durable with a median DoR in the ATC cohort of 14.4 months (95% CI: 7.4, 43.6) by investigator assessment, and a median PFS of 6.7 months (95% CI: 4.7, 13.8).

For ATC subjects, the median OS was 14.5 months (95% CI: 6.8, 23.2). Kaplan-Meier estimate of overall survival at 12 months for ATC patients was 51.7% (95% CI: 33.6, 67.1).

Table 12-10 Efficacy Results in Patients with BRAF V600E ATC

Endpoint	Analysis By Investigator ¹ ATC Cohort N= 36	Analysis By IRC ATC Cohort N= 36
Overall confirmed response n (%) (95% CI)	20 (56%) (38.1, 72.1)	19 (53%) (35.5, 69.6)
Median DoR, months (95% CI)	14.4 (7.4, 43.6)	13.6 (3.8, NE ²)
Median PFS, months (95% CI)	6.7 (4.7, 13.8)	5.5 (3.7, 12.9)
Median OS, months (95% CI)	14.5 (6.8, 23.2)	

¹ Data cut-off: 14-Sep-2020

² NE: Not Estimable

BRAF V600E Mutation-Positive Pediatric Low-Grade Glioma CDRB436G2201 (G2201) Study – Pediatric Low-Grade Glioma Cohort

The safety and efficacy of Tafenlar in combination with Mekinist for the treatment of BRAF V600E mutation-positive low-grade glioma (LGG) in pediatric patients aged 1 to < 18 years of age were evaluated in the multi-center, open-label trial (Study CDRB436G2201). Patients with LGG (WHO 2016 grades 1 and 2) who required first systemic therapy were randomized in a 2:1 ratio to dabrafenib plus trametinib (D + T) or carboplatin plus vincristine (C + V).

BRAF mutation status was identified prospectively via a local assessment or a central laboratory test. In addition, retrospective testing of available tumor samples by the central laboratory was performed to confirm the BRAF V600E mutation.

Patients received age- and weight-based dosing of Tafenlar and Mekinist until loss of clinical benefit or until unacceptable toxicity. Carboplatin and vincristine were dosed based on body surface area at doses of 175 mg/m² and 1.5 mg/m² (0.05 mg/kg for patients < 12 kg), respectively, as one 10-week induction course followed by eight 6-week cycles of maintenance therapy.

The major efficacy outcome measure was overall response rate (ORR) by independent review based on RANO LGG (2017) criteria. Additional efficacy outcome measures were progression free survival and overall survival. The primary analysis was performed when all patients had completed at least 32 weeks of therapy. The final analysis was performed 2 years after completion of enrollment.

In the LGG cohort, 110 patients were randomized to D + T (n=73) or C + V (n=37). Median age was 9.5 years (range 1 to 17 years); 60% were female. Study G2201 showed a statistically significant improvement in ORR and PFS in LGG patients randomized to D + T compared to those randomized to C + V. Efficacy results for the primary analysis are shown in Table 12-11.

Table 12-11. Efficacy Results Based on Independent Review in Study G2201 (LGG cohort, primary analysis)

	Tafinlar plus Mekinist N=73	Carboplatin plus Vincristine N=37
Overall Response Rate		
ORR% (95% CI) ^a	46.6 (34.8, 58.6)	10.8 (3.0, 25.4)
<i>P</i> value	< 0.001	
Complete response (CR), n (%)	2 (2.7)	1 (2.7)
Partial response (PR), n (%)	32 (44)	3 (8)
Duration of Response		
Median (95% CI) ^b , months	23.7 (14.5, NE)	NE (6.6, NE)
% with observed DOR ≥ 12 months	56	50
% with observed DOR ≥ 24 months	15	25
Progression-Free Survival		
Median (95% CI) ^b , months	20.1 (12.8, NE)	7.4 (3.6, 11.8)
Hazard ratio (95% CI) ^c	0.31 (0.17, 0.55)	
<i>P</i> value	< 0.001	

Abbreviations: CI, confidence interval; NE, not estimable.

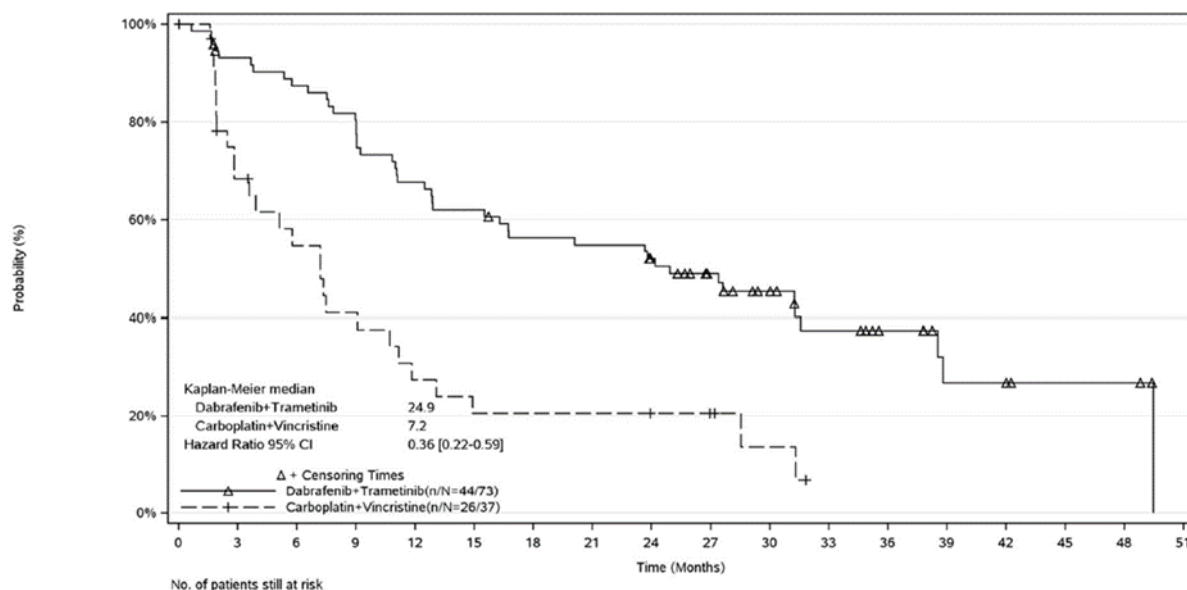
^a Based on Clopper-Pearson exact confidence interval

^b Based on Kaplan-Meier method

^c Based on proportional hazards model

At the time of the final analysis (median duration of follow-up: 39.0 months), the ORR based on independent review was 54.8% in the D+T arm and 16.2% in the C+V arm with an odds ratio of 6.26. The analysis also confirmed improved PFS over chemotherapy based on independent review with an estimated 64% risk reduction in progression/death (HR 0.36). The median PFS was 24.9 months in the D+T arm and 7.2 months in the C+V arm. The Kaplan-Meier curves for the final PFS analysis are shown in Figure 12-7.

Figure 12-7 Kaplan-Meier Curves for Progression-Free Survival based on independent review in Study G2201 (LGG cohort, final analysis)



Time (Months)	0	3	6	9	12	15	18	21	24	27	30	33	36	39	42	45	48	51
Dabrafenib+Trametinib	73	66	62	57	48	44	39	38	34	27	20	14	10	5	5	3	3	0
Carboplatin+Vincristine	37	21	16	12	8	6	6	6	5	4	2	0	0	0	0	0	0	0

At the time of the interim analysis of overall survival, conducted when all patients had completed at least 32 weeks of treatment or had discontinued earlier, there was one death on the C+V arm. The overall survival (OS) results at the time of the interim analysis did not reach statistical significance. No additional deaths were reported in either arm at the time of the final analysis.

BRAF mutation-positive pediatric high-grade glioma (WHO grades 3 and 4)

In the single-arm high-grade glioma (HGG) cohort of Study G2201, 41 patients with relapsed or refractory HGG were enrolled and treated with Tafenlar plus Mekinist. Median age was 13.0 years, with 5 patients (12.2%) aged 12 months to <6 years, 10 patients (24.4%) aged 6 to <12 years and 26 patients (63.4%) aged 12 to <18 years; 56% were female.

At the time of the final analysis (median duration of follow-up: 45.2 months), the ORR based on independent review was 56.1% (23/41), (95% CI: 39.7, 71.5): CR in 14 patients (34.1%) and PR in 9 patients (22.0%). The median duration of response (DoR) was 27.4 months (95% CI: 9.2, NE). The Kaplan-Meier estimate of progression-free survival at 12 months was 45.5% (95% CI: 29.4, 60.3). The estimated 1-year, 2-year and 3 year survival rates were 77.0%, 61.0% and 55.1%, respectively.

Other Studies

Pyrexia Management Analysis

Pyrexia is observed in patients treated with Tafenlar and Mekinist combination therapy. The initial registration studies for the combination therapy in the unresectable or metastatic melanoma setting (COMBI-d and COMBI-v; total N=559) and in the adjuvant melanoma setting (COMBI-AD, N=435) recommended to interrupt only Tafenlar in case of pyrexia. In two subsequent studies in unresectable or metastatic melanoma (COMBI-i control arm, N=264) and in the adjuvant melanoma setting (COMBI-Aplus, N=552), interruption of both Tafenlar and Mekinist when patient's temperature was $\geq 38^{\circ}\text{C}$ (100.4°F) (COMBI-Aplus) or at the first symptom of pyrexia (COMBI-i; COMBI-Aplus for recurrent pyrexia), resulted in improved pyrexia-related outcomes without impacting efficacy:

- Unresectable or metastatic melanoma setting (COMBI-d/v vs COMBI-i):
 - grade 3/4 pyrexia reduced from 6.6% to 3.4%
 - hospitalization due to pyrexia reduced from 12.3% to 6.1%
 - pyrexia with complications (dehydration, hypotension, renal dysfunction, syncope, severe chills) reduced from 6.4 % to 1.9%
 - treatment discontinuation rates due to pyrexia were comparable, 1.1% vs 1.9%
- Adjuvant melanoma setting (COMBI-AD vs COMBI-Aplus):
 - grade 3/4 pyrexia reduced from 5.7% to 4.3%
 - hospitalization due to pyrexia reduced from 11.0% to 5.1%
 - pyrexia with complications (dehydration, hypotension, renal dysfunction, syncope, severe chills) reduced from 6.0% to 2.2%
 - treatment discontinuation due to pyrexia reduced from 6.2% to 2.5%

13 Non-clinical safety data

Safety pharmacology and repeat dose toxicity

Cardiovascular effects, including coronary arterial degeneration/necrosis and/or haemorrhage, cardiac atrioventricular valve hypertrophy/haemorrhage and atrial fibrovascular proliferation were seen in dogs (≥ 2 times clinical exposure based on AUC). Focal arterial/perivascular inflammation in various tissues was observed in mice and an increased incidence of hepatic arterial degeneration and spontaneous cardiomyocyte degeneration with inflammation (spontaneous cardiomyopathy) was observed in rats (≥ 0.5 and 0.6 times clinical exposure for rats and mice, respectively). Hepatic effects, including hepatocellular necrosis and inflammation were observed in mice (≥ 0.6 times clinical exposure). Bronchoalveolar inflammation of the lungs was observed in several dogs at ≥ 20 mg/kg/day (≥ 9 times human clinical exposure based on AUC) and was associated with shallow and/or labored breathing.

Reversible hematological effects have been observed in dogs and rats given dabrafenib. In studies of up to 13 weeks, decreases in reticulocyte counts and/or red cell mass were observed in dogs and rats (≥ 10 and 1.4 times clinical exposure, respectively).

Dabrafenib was phototoxic in an in vitro mouse fibroblast 3T3 Neutral Red Uptake (NRU) assay and in vivo at doses ≥ 100 mg/kg (> 44 times clinical exposure based on C_{max}) in an oral phototoxicity study in hairless mice. Although dabrafenib was phototoxic in nonclinical studies, based on clinical safety data, there is low risk for phototoxicity to patients taking Tafenlar.

Carcinogenicity and mutagenicity

Carcinogenicity studies with dabrafenib have not been conducted. Dabrafenib was not mutagenic or clastogenic using *in vitro* tests in bacteria and cultured mammalian cells, and an *in vivo* rodent micronucleus assay.

Reproductive toxicity

Embryofetal development and fertility

In combined female fertility, early embryonic and embryofetal development studies in rats numbers of ovarian corpora lutea were reduced in pregnant females at 300 mg/kg/day (approximately 3 times human clinical exposure based on AUC), but there were no effects on estrous cycle, mating or fertility. Developmental toxicity including embryo- lethality and ventricular septal defects and variation in thymic shape were seen at 300 mg/kg/day and delayed skeletal development and reduced foetal body weight at ≥ 20 mg/kg/day (≥ 0.5 times human clinical exposure based on AUC) (*see also section 9 Pregnancy, Lactation, Females And Males Of Reproductive Potential - Animal Data*).

Male fertility studies with dabrafenib have not been conducted. However, in repeat dose studies, testicular degeneration/depletion was seen in rats and dogs (≥ 0.2 times the human clinical exposure based on AUC). Testicular changes in rats and dogs were still present following a 4-week recovery period.

Juvenile animal studies

In juvenile toxicity studies in rats, effects on growth (shorter long bone length), renal toxicity (tubular deposits, increased incidence of cortical cysts and tubular basophilia and reversible increases in urea and/or creatinine concentrations) and testicular toxicity (degeneration and tubular dilation) were observed (≥ 0.2 times adult human clinical exposure based on AUC).

Non-fixed dose combination therapy

Tafinlar in combination with Mekinist

In a study in dogs in which trametinib and dabrafenib were given in combination for 4 weeks, signs of gastro-intestinal toxicity and decreased lymphoid cellularity of the thymus were observed at lower exposures than in dogs given trametinib alone. Otherwise, similar toxicities were observed as in comparable monotherapy studies.

14 Pharmaceutical information

Incompatibilities

Not applicable

Shelf-Life

The expiry date is indicated on the packaging.

Special Precautions for Storage

Tafinlar should not be used after the date marked “EXP” on the pack.

Tafinlar must be kept out of the reach and sight of children.

Do not store above 30°C. Store in the original container to protect from moisture. Do not remove the desiccant.

Nature and Contents of Container

50 mg capsule - High-density polyethylene (HDPE) bottles with child resistant polypropylene closures containing 28 or 120 capsules. Each bottle contains a silica gel desiccant.

75 mg capsule- High-density polyethylene (HDPE) bottles with child resistant polypropylene closures containing 28 or 120 capsules. Each bottle contains a silica gel desiccant.

10mg dispersible tablet – Each pack contains one high-density polyethylene (HDPE) bottle with child resistant polypropylene closures. Each bottle contains 210 tablets and two silica gel desiccant canisters. Two 30mL polypropylene dosing cups are co-packed with the product.

Special precautions for disposal

Any unused product or waste material should be disposed of in accordance with local requirements.

Manufacturer

Novartis Pharma Stein AG
Schaffhauserstrasse
4332 Stein
Switzerland

Country Specific Package Leaflet

® = registered trademark

Novartis Pharma AG, Basel, Switzerland

INSTRUCTIONS FOR USE
TAFINLAR® [TAFF-in-lar]
(dabrafenib)

Dispersible Tablets

This “Instructions for Use” contains information on how to take Tafinlar.

Important Information You Need to Know Before Taking Tafinlar

- Read these instructions for use carefully before you use Tafinlar for the first time and each time you get a refill. There may be new information.
- This instructions for use do not take the place of talking with your healthcare provider about you or your child’s medical condition and treatment.
- Your healthcare provider or pharmacist should show you how to take or give a dose of Tafinlar correctly. Always take or give Tafinlar exactly as your healthcare provider tells you to.
- If you have any questions about how to prepare and take or give a dose of Tafinlar, talk to your healthcare provider or pharmacist.
- Always use the dosing cup that comes with your Tafinlar pack. If your pack does not contain a dosing cup, contact your healthcare provider or pharmacist.

IMPORTANT: Use only clean water to rinse. Do not use soap or dishwashing liquid to clean the dosing cup.

- Pregnant or breast-feeding women must avoid cleaning up a spillage due to a risk of harm to the baby.

You will receive your or your child’s Tafinlar prescription in a sealed bottle which contains dispersible tablets. You must dissolve the tablets in water before taking or giving Tafinlar. Follow the instructions below to mix the tablets in water.

- Your Tafinlar pack should contain:



1. 1 bottle containing dispersible tablets
 2. 2 reusable dosing cups
- Instructions leaflet and patient information (this document)

You will also need drinking water.

For administration via swallowing, go to Section A. For administration via feeding tube or via oral syringe, go to Section B.

SECTION A. Preparing and giving a dose via swallowing directly from the dosing cup



In case of spillage or contact of the Tafenlar solution with the skin or eyes, follow the cleaning information in the **Spillage cleaning** section.

To prepare and administer Tafenlar, you will need:

- Tablets
- Dosing cup
- Stainless steel teaspoon
- Still drinking water

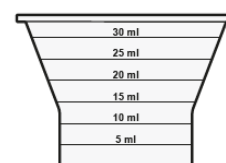
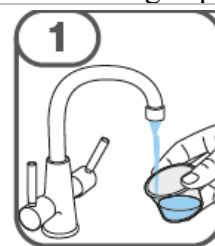
To administer orally (i.e., swallow the solution), you can drink directly from the dosing cup.

Step 1. Wash and dry your hands before preparing Tafenlar.

Add cool drinking water up to the markings on the dosing cup, according to the table below.

Note: the amount of water does not need to be exact.

Your dose	Water volume
1-4 tablets	Approx. 5 mL
5-15 tablets	Approx. 10 mL


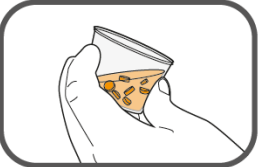
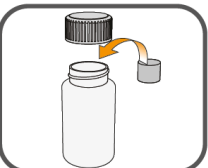










Step 2. Remove the cap by pushing down and turning anti-clockwise, as shown.

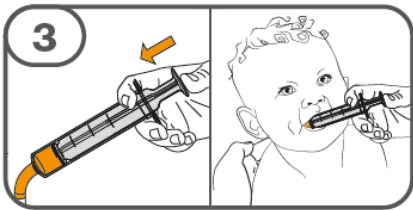




Do not dispose of the cap.

If opening the bottle for the first time, remove the seal from the bottle.



<p>Step 3. Count your prescribed number of tablets into your hand.</p>	
<p>Add your prescribed number of tablets into the water in your dosing cup.</p>	
<p>The bottle contains 2 plastic canisters to keep the tablets dry. If either canister falls out, re-insert it back into the bottle.</p>	
<p>Step 4. Place the cap back onto the bottle and turn it clockwise (as shown) to close it.</p>	
<p>Step 5. Tilt the dosing cup.</p> <p>Gently stir the water and tablets with the handle of a teaspoon until the tablets are fully dissolved.</p> <p>It may take 3 minutes (or more) to fully dissolve the tablets. Once they are dissolved, the solution should be cloudy white.</p> <p>Administer the solution no later than 30 minutes after the tablets have been dissolved.</p> <p>If more than 30 minutes have passed, dispose of the solution in line with local regulations and restart from the beginning of Section A.</p>	 
<p>Step 6. Drink the solution from the dosing cup.</p> <p>IMPORTANT: after swallowing, there will be drug residue inside the cup. The residue may be difficult to see. Follow steps 7 – 9 to administer all residue and get a full dose.</p>	
<p>Step 7. Add approximately 5 mL of water to the empty dosing cup.</p>	

<p>Step 8. Stir with the handle of a teaspoon to loosen the remaining residue.</p>							
<p>Step 9. Drink the solution.</p>							
<ul style="list-style-type: none"> • If 1-3 tablets: Perform Steps 7-9 once • If 4-15 tablets: Perform Steps 7-9 twice <p>You must administer all drug residue.</p>							
<p>Step 10. Go to the cleaning steps in Section C.</p>							
<p>SECTION B. Preparing and giving Tafinlar via feeding tube or oral syringe</p>							
<p>IMPORTANT ADMINISTRATION INFORMATION</p> <p>Ensure all the tablets are fully dissolved before administering the solution.</p> <p>Feeding tube minimum size:</p> <table border="1" data-bbox="217 1227 695 1357"> <tr> <th>Your dose</th><th>Minimum size</th></tr> <tr> <td>1 – 3 tablets</td><td>10 French</td></tr> <tr> <td>4 – 15 tablets</td><td>12 French</td></tr> </table> <p>Wash and dry your hands before administering Tafinlar.</p> <p>In case of spillage or contact of the Tafinlar solution with the skin or eyes, follow the cleaning information in the Spillage cleaning section.</p>		Your dose	Minimum size	1 – 3 tablets	10 French	4 – 15 tablets	12 French
Your dose	Minimum size						
1 – 3 tablets	10 French						
4 – 15 tablets	12 French						
<p>Step 1. Follow Steps 1-5 in Section A to dissolve the tablets. If using a feeding tube flush the tube with still drinking water then go to Step 2 in Section B.</p>							
<p>Step 2. Withdraw all of the solution from the dosing cup into a syringe compatible with the feeding tube or oral administration.</p>							

<p>Step 3. If administering via feeding tube, dispense the solution into the feeding tube as per the tube manufacturer's instructions.</p> <p>If administering via oral syringe place the end of the oral syringe inside the mouth with the tip touching inside of either cheek. If administering to a child, make sure they are sitting upright.</p> <p>Slowly push the plunger all the way down to deliver the full dose.</p> <p>WARNING: giving Tafinlar directly into the throat or pushing the plunger too fast may cause choking.</p>	
<p>Step 4. Add approximately 5 mL of water to the empty dosing cup</p>	
<p>Step 5. Stir to loosen the residue.</p>	
<p>Step 6. Withdraw the solution.</p>	
<p>Step 7. Dispense the solution into the feeding tube or into the inside of the cheek.</p>	
<p>Repeat 3 times</p> <p>You must administer all drug residue. Repeat Step 4 to Step 7 a total of three times to give a full dose.</p>	
<p>Step 8. After repeating Step 4 to Step 7 a total of three times, flush the feeding tube with still drinking water. Then go to the cleaning steps in Section C.</p>	
<p>SECTION C. Cleaning the dosing cup and syringe (if used)</p>	

USE ONLY CLEAN WATER TO CLEAN THE DOSING CUP. DO NOT USE SOAP OR DISHWASHING LIQUID FOR THE DOSING CUP.

Step 1. Rinse the dosing cup under clean cool water immediately after dosing.
Shake off excess water then wipe dry using clean paper towels.

Note: Always keep your dosing cup away from your other kitchen items.

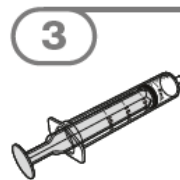


Step 2. Rinse the stainless-steel teaspoon in clean cold water then wash in warm soapy water and dry using clean paper towels.

Alternatively, you can wash the stainless-steel teaspoon in a dishwasher.



Step 3. Clean the oral syringe or the enteral syringe (if used) according to the manufacturer's instructions.



SECTION D. How to throw away (dispose of) Tafenlar that is expired or no longer needed, or old dosing cups

Safely throw away any Tafenlar tablets that are out of date or no longer needed.

Ask your healthcare provider or pharmacist about how to safely throw away Tafenlar tablets if you are not sure.

What should I do if Tafenlar oral solution comes into contact with my or my child's skin or gets in my eyes? SPILLAGE CLEANING

If at any time Tafenlar solution gets on your or your child's skin, wash the area well with soap and water.

If at any time Tafenlar solution gets in your or your child's eyes, rinse the eyes well with cool water.

Follow these steps if you spill any Tafenlar oral solution:

1. Put on plastic gloves.
2. Soak up the solution completely using an absorbent material, such as paper towels soaked with either a mixture of water and household disinfectant or with ethanol 70% (or higher grade).
3. Repeat the cleaning with fresh soaked absorbent material at least three times until the area is clean.
4. Dry the area with paper towels.
5. Throw away all the disposable materials used to clean the spillage into a sealable plastic bag.
6. Dispose of the bag in accordance with local regulations.
7. Wash your hands well with soap and water.

How should I store Tafenlar

- Store the Tafenlar bottle with the two plastic canisters inside and the cap tightly closed. The canisters help keep your medicine dry and protect it from moisture.
- Store the bottle and dosing cups in the original packaging
- Do not store above 30°C. Store in the original container to protect from moisture. Do not remove the desiccant.
- Keep this medicine out of sight and reach of children.